

Looking at Classroom Practice





Contents

Section 1: Classroom Practice

- Introduction
- Policy Context
- Pedagogical Models

Section 2: Evidence Base and Research

- Development of the Continuum
- The Nature of Expertise

Section 3: Classroom Practice Continuum Overview

- The Continuum
- General Principles
- Career Stages of the Standards

Section 4: Observation Support Materials


- The What and Why of Observation
- The Classroom Practice Continuum
- Classroom Observation Procedures
- Developing Observation Protocols
- Lessons Learned

Section 5: References

- Notes
- References
- The Expert Teacher Group

Section 6: The Continuum

- Level 1
- Level 2
- Level 3
- Level 4
- Level 5
- Level 6



This resource guide has been developed to support the work of school leaders, teachers and educators who work in and with schools across Australia. The guide is designed to enable the reader to select those section(s) that are of most relevance, or to read all sections in sequential order.

1 Classroom Practice



One never learns to teach once and for all. It is a continuous, ongoing, constantly deepening process.¹



Introduction

Policy Context

Pedagogical Models

INTRODUCTION

The Australian Institute for Teaching and School Leadership (AITSL) provides national leadership for the Commonwealth, State and Territory Governments in promoting excellence in the profession of teaching and school leadership. AITSL is committed to the key principles of equity and excellence in the education of all young Australians to cultivate successful learners, confident and creative individuals and active and informed citizens.


For the benefit of all Australian students, AITSL provides guidance and develops practical resources to help make good teachers and school leaders even better.

Expertise in teaching is knowable and teachable. It can be described, supported by research, demonstrated, experienced, and known.²

Looking at Classroom Practice has been designed to introduce teachers and school leaders to the work that AITSL has undertaken to develop a support tool for improving classroom practice that is aligned to and grows out of the [Australian Professional Standards for Teachers](#) (the Standards).

By providing a validated and evidence-based tool that describes what practice looks like at increasing levels of sophistication, the Classroom Practice Continuum (the Continuum) will support teachers to observe one another and talk about their practice. The Continuum enables teachers to self-assess and reflect upon their practice and to seek feedback in order to improve and move to the next level of performance.

The primary focus of the Continuum is on the practice of teaching and how teachers improve their practice to impact on student learning, student engagement in learning and student wellbeing.



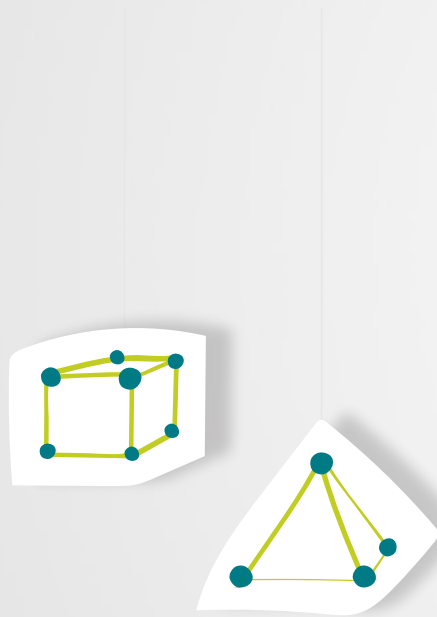
[CEO Margery Evans](#)



Introduction

Policy Context

Pedagogical Models



POLICY CONTEXT

The Australian Professional Standards for Teachers

Teachers share a significant responsibility in preparing young people to lead successful and productive lives. The Australian Professional Standards for Teachers reflect and build on national and international evidence that a teacher's effectiveness has a powerful impact on students, with broad consensus that teacher quality is the single most important in-school factor influencing student achievement.³

The Standards describe what teachers need to know and be able to do at four career stages. They provide a framework that articulates the knowledge, practice and professional engagement required across teachers' careers. The Standards provide a common understanding and language for discourse and inform the development of professional learning goals, self-reflection and self-assessment. The Standards are interconnected and interdependent.

In recognition of the importance of understanding what highly effective teaching looks like in the classroom and to support teachers to continuously reflect on their practice, work was undertaken to provide a greater level of detail about teaching practice than the Standards, Focus Areas and Descriptors articulate. This work had to support teachers to develop the confidence and ability to observe and be observed by their peers and to give and receive feedback about strengths and areas for improvement that could then inform the nature of professional learning required to move to the next level of practice on a continuum of increasing proficiency. It was not the purpose of this work to describe the totality of teachers' practice in the school setting, rather to articulate how teachers demonstrate what they know and can do *in the classroom*.

Consequently the Classroom Practice Continuum aligned to the Professional Practice Domain of the Standards was constructed. This Domain focuses on professional practices that can be directly observed in the classroom and around which evidence can be gathered.



Introduction

Policy Context

Pedagogical Models

The Standards describe *what teachers should know and be able to do at four career stages*; the Continuum was developed to describe *how well* teachers enact these practices at increasingly higher levels of proficiency within the Professional Practice Domain. The Continuum is one of a suite of tools designed to assist teachers and school leaders to engage with and use the Standards in practice that also includes: [Illustrations of Practice \(IoPs\)](#) which provide examples of teachers demonstrating particular career stage Descriptors across all three Domains of teaching; and the [Self-Assessment Tool \(SAT\)](#) which allows teachers to situate their current practice within the careers stages of the three Domains of the Standards.

The Australian Teacher Performance and Development Framework and the Australian Charter for the Professional Learning of Teachers and School Leaders

Observation of teacher practice has been recognised as an essential element of all teachers' performance and development processes. This is made explicit in the [Australian Teacher Performance and Development Framework](#) (the Framework).

A powerful feature of a developmental approach is the clarification of what it means to 'get better' in an area of development. A continuum defines direction: it describes and illustrates development and so provides a framework for estimating individuals' current levels of attainment and for monitoring progress over time.⁴



Introduction

Policy Context

Pedagogical Models

[The Australian Charter for the Professional Learning of Teachers and School Leaders](#) (the Charter) also makes clear the importance of observation to improving the quality of teaching in schools. Schools with an effective approach to teacher performance and development have a commitment to ongoing formal and informal feedback and coaching built into their culture. Timely, frequent and improvement focused feedback supports teachers' efforts to improve their practice, guides choices about professional learning, and informs reflection on and revision of performance and development goals. An important part of effective professional practice is collecting evidence that provides the basis for ongoing feedback. Research shows observation of classroom practice, linked to timely and useful feedback that focuses on improvement, is a particularly useful tool for teacher development, and is the most commonly used form of evidence across OECD countries.

The importance of professional learning and the quality of the learning culture that is required to support the professional growth of all teachers is articulated in the Australian Charter. To be effective professional learning must respond to the requirements of teachers and school leaders for knowledge and skills that improve their practice for the benefit of students. School leaders have the primary responsibility to establish the conditions and create an environment in which professional learning and achievement flourish. As ongoing learning is considered to be central to the work of professional practitioners, the Continuum can be used to support and inform conversations about further learning within the context of the performance and development cycle.



[Introduction](#)

[Policy Context](#)

[Pedagogical Models](#)

PEDAGOGICAL MODELS

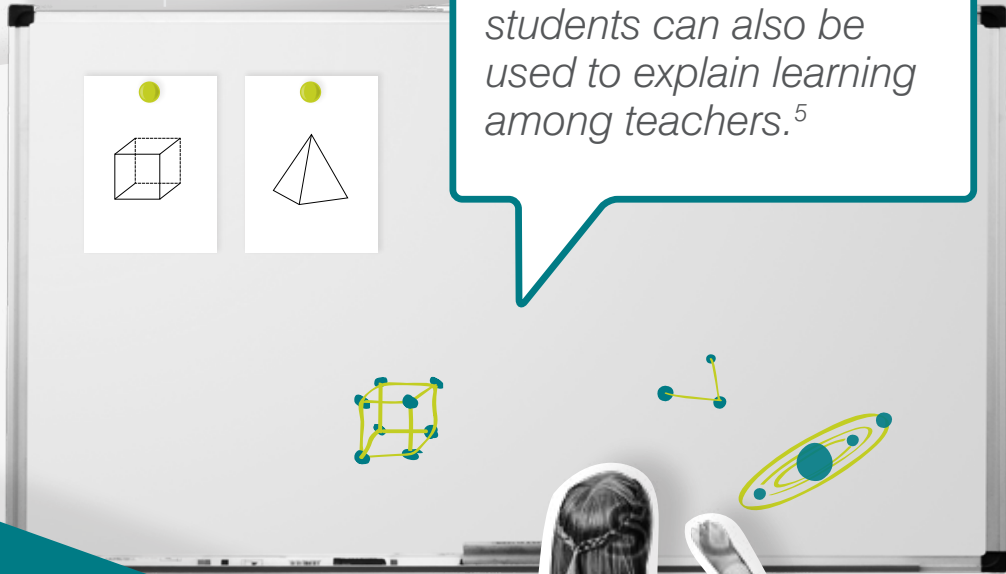
The Continuum builds on and grows out of the Standards. The Continuum is not a pedagogical model but privileges the evidence base about those practices that have a high impact on student learning and achievement. Across Australia, educational jurisdictions have developed a number of different pedagogical models that inform their policies, practices and professional learning. Pedagogical models usually align with a particular pedagogical approach or learning theory. They are used to select and structure teaching strategies, methods, skills and student interactions for a particular instructional emphasis. Examples include the [Quality Teaching Model](#) (NSW & ACT), [Productive Pedagogies](#) (Queensland), [E5](#) (Victoria) and [TfEL](#) (South Australia). Direct Instruction is also an instructional model that has been implemented in various schools within Australia.

The Continuum reinforces the research based practices and strategies that are evidenced in the pedagogical models used across Australia and internationally and that are also implicit in the Standards. This was intentional to ensure that the wisdom of practice, the research base around how people learn and those strategies that have an evidence based impact on student learning were present in the Continuum.

The Continuum provides the basis for self-reflection, feedback and direction for improvement at the individual, team and organisational level. It supports teachers to understand and talk with colleagues about their work and to engage in the kinds of conversations and collaborative work that encourages the sharing of knowledge and expertise.

2 Evidence Base and Research

The same principles that explain learning among students can also be used to explain learning among teachers.⁵





The Development of the Continuum

The Nature of Expertise

THE DEVELOPMENT OF THE CLASSROOM PRACTICE CONTINUUM

The concepts of ordered levels of understanding are fundamental to the improvement of teachers' professional skills. It is assumed that learning can be described and mapped as progress in the direction of qualitatively richer knowledge, higher order skills, and deeper understanding.⁶

A national Expert Teacher Group was established in 2013 to assist AITSL with the development of a classroom practice framework that aligned with the [Standards](#). The group comprised sixteen expert practitioners nominated from the eight jurisdictions within Australia. All sectors and levels of schooling were represented, together with a range of disciplinary expertise. Professor Patrick Griffin from the Assessment Research Centre of the Melbourne Graduate School of Education, University of Melbourne, was engaged to work on the project. Professor Richard Elmore from Harvard University also presented his work and thinking on Instructional Rounds and the observation of classroom practice to inform the work of the group.

Through a series of workshops during 2013, the Expert Teacher Group considered each Australian State and Territory's pedagogical framework as well as international teaching and learning frameworks and classroom observation practices and instruments. The group brought the knowledge of their jurisdiction's pedagogical framework and teaching practices to the task, along with their own disciplinary and pedagogical expertise.



The Development of the Continuum

The Nature of Expertise

This knowledge of practice, combined with relevant education and learning theory and theories of expertise, informed the development of indicators of teaching practice against the Focus Areas of the Standards. The group was provided throughout the year with a series of academic papers, research and readings that are included in the References section of this guide. The group was also engaged in viewing videos of local and international teacher classroom practice to ground, test and refine their thinking as the work developed.

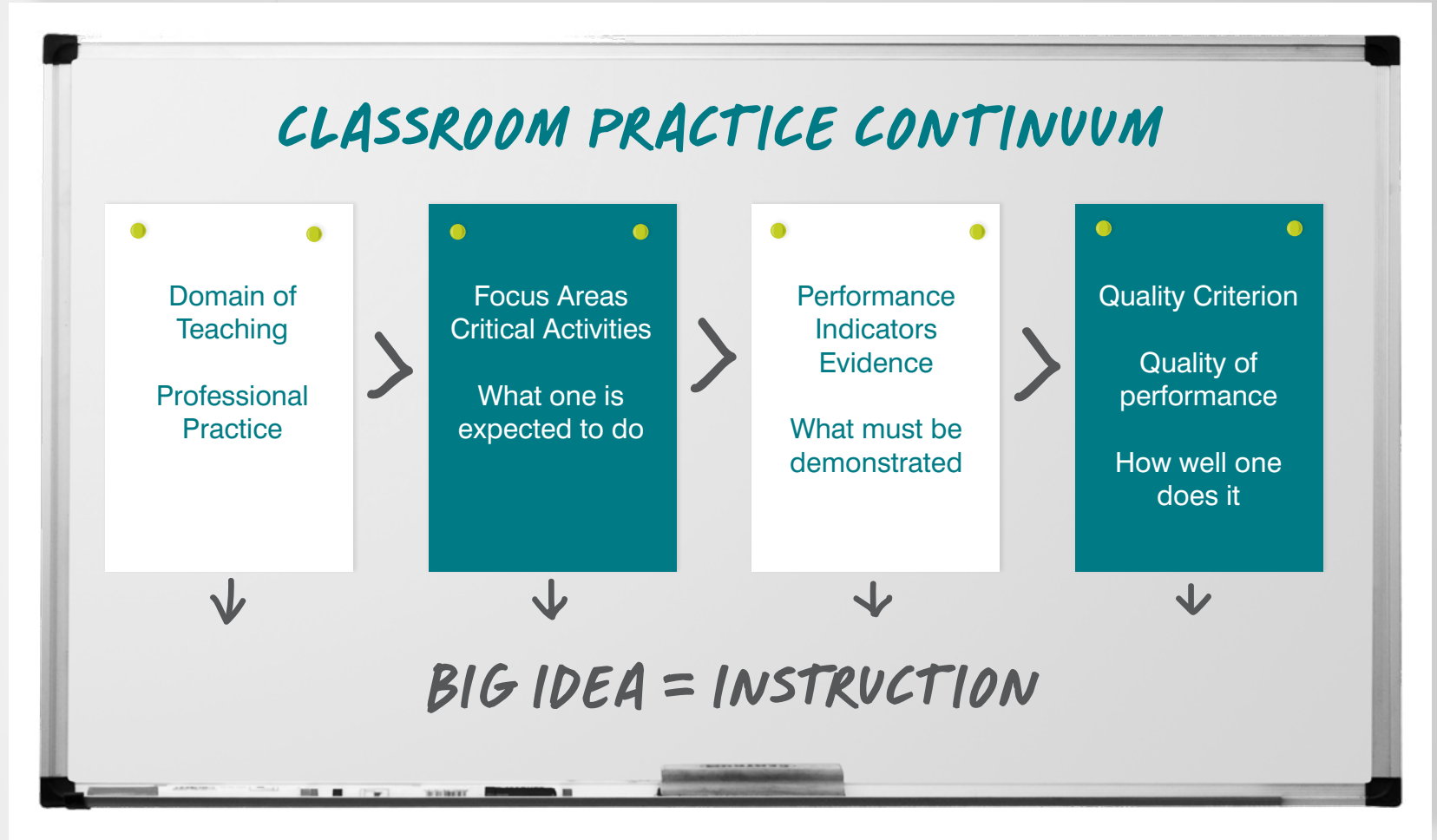
The Expert Teacher Group was guided and informed by Professor Griffin's methodology that is based on the learning theories of Rasch, Glaser, Vygotsky and Bruner. The group considered all of the Standards and reached a consensus to focus on the Professional Practice Domain. As this Domain focuses on teacher practice, it was deemed possible to identify directly observable evidence in the classroom. The Focus Areas and the Descriptors for Standards 3, 4 and 5 that comprise the Professional Practice Domain became the basis for developing performance indicators of classroom practice as they describe the critical activities performed by a teacher in the classroom.

The first stage of the work involved the identification of performance indicators. Performance indicators, as the name suggests, are *indicative* only. It was not necessary to identify all performance indicators for each Focus Area because there is no one correct sample that exclusively defines each Focus Area. However it was possible to identify a set of indicators that were generally agreed upon as representative and important in defining the Focus Areas.

Evidence must be directly observable. Human beings can only provide four types of directly observable evidence of abstract learning. We can do things, say things, make or write things. It is from the things people do, say, make or write that we infer learning, emotions, knowledge, understanding and learning in general. The evidence must be adequate, authentic, appropriate and accurate.⁷

The Development
of the Continuum

The Nature of Expertise





The Development of the Continuum

The Nature of Expertise

Validating the Quality Criteria

The second stage of the work involved the writing of quality criteria for each performance indicator to show how well a teacher demonstrates the behaviours. This stage of the work was informed by referencing learning theories that use developmental models of learning. This included Piaget, Bruner, Griffin and Callingham, Anderson and Krathwohl, Gagné, and Dreyfus and Dreyfus. The quality criteria specify varying levels of performance articulated in the form of ordered descriptions of proficiency. They represent a series of thresholds that differentiate between people in terms of their ability to demonstrate development. Quality criteria can illustrate increasing difficulty, cognitive demand, quality, elegance or sophistication. The combination of the critical activities, indicators and quality criteria represent the basis of the measurement.

A criterion describes the point at which we decide something changes from one state to another. The criterion is the threshold that defines the boundary between levels.⁸





The Development of the Continuum

The Nature of Expertise

The indicators and the quality criteria were reviewed and refined throughout the development process by the Expert Teacher Group and the Assessment Research Centre and then used as the basis for constructing a national classroom practice survey. The purpose of this survey was to determine the validity of the quality criteria, or the degree to which they approximated the expected levels of proficiency of teachers across Australia. Within the survey each Focus Area was represented by a number of questions that related directly to the indicators. **Respondents were asked to select the performance level that best described their performance.** A rating scale was used to record the outcomes. Additional questions were also posed about gender, school type, school size, teaching experience and location in order to determine whether there was any relationship between the variables and proficiency levels in the Domains.

A total of 2561 teachers from across Australia completed the survey during two weeks of August/September 2013. Participants came from every State and Territory, representing metropolitan, regional, remote and very remote areas. They came from all sectors, representing a range of school sizes, types and roles within schools. Given that approximately 1500 responses were required to validate the quality criteria, the response rate provided a strong empirical base for the Assessment Research Centre to conduct the validation using Rasch analysis to identify both teacher ability and the relative difficulty of the criteria. The results of this analysis clearly showed that the quality criteria differentiated between performances of increasing quality and described a series of performances such that each successive description implied a higher level of performance quality. The results also demonstrated that there was an adequate range of levels among and within the criteria; and differentiated between levels of teaching experience and responsibility within a school.





The Development of the Continuum


The Nature of Expertise

The survey results also highlighted that there is a steady rate of improvement amongst early career teachers. After this period the rate of improvement slows. It was inferred from this data that moving to higher levels of performance would require sustained and deliberate practice that was *developmental, goal directed and actively monitored*.

At the level of the individual, skill development involves periods of growth followed by periods of consolidation or even lack of growth. This uneven pattern was first documented in Bryan and Harter's classic studies of Morse code experts. They introduced the term plateau to describe periods when little development appeared evident despite extensive practice.⁹

A plateau in the curve means that the lower order habits are approaching their maximum development, but are not yet sufficiently automatic to leave the attention free to attack higher order habits. The length of the plateau is a measure of the difficulty of making the lower order habits sufficiently automatic.¹⁰

This data was presented to the Expert Teacher Group in order to begin the final stage of the process of writing the classroom practice levels. Clusters of quality criteria that were approximately at the same level of proficiency were identified along the continuum across the Professional Practice Domain. Using this method it was determined that six levels of proficiency linked to the four career stages of the Standards would comprise the developmental continuum.



[Patrick Griffin \(1\)](#)




The Development
of the Continuum

The Nature of Expertise

THE NATURE OF EXPERTISE AND EXPERT PERFORMANCE

The construction of the Continuum drew on a range of theories and research pertaining to the nature of expertise and expert performance. This enabled the Expert Teacher Group to test the levels that were developed and to recognise the changes that take place as a teacher develops their professional practice over time. In some disciplines there is still debate as to the appropriate criteria for the identification of experts. Two general approaches to the study of expertise involve the study of exceptional people in order to determine how they perform in a domain of expertise and secondly, to study experts in relation to novices. The latter approach assumes that expertise is a level of proficiency that novices can achieve and enables an understanding to be developed of how experts became that way so that others can learn to become more skilled.

Research has also been undertaken into the differences between experienced and expert teachers who are successful and not successful in gaining advanced voluntary certification from the [National Board for Professional Teaching Standards](#) in the USA. Through an extensive examination of student tasks, classroom observations, teacher and student interviews and artefacts of instruction the research identified the most important dimensions that distinguished expert teachers from experienced teachers (Smith, Baker, Hattie & Bond 2008).






The Development
of the Continuum

The Nature of Expertise

In 2003 Professor John Hattie published a paper titled [Teachers Make a Difference](#). In this paper he described the findings from a review of the literature and a synthesis of over 500,000 studies of the attributes of expert teachers. Sixteen attributes were identified across five dimensions. The review provided the basis for evaluating the findings in over 300 classrooms in the USA working with teachers who passed and those that did not pass the National Board for Professional Teaching Standards tests of excellence of teachers. Hattie concluded that the three most important dimensions that effectively separated expert from experienced teachers were **Challenge, Deep Representation, and Monitoring and Feedback**. Hattie concluded that students taught by expert teachers exhibit an understanding of the concepts targeted in instruction that is more integrated, more coherent, and at a higher level of abstraction than the understanding achieved by other students. These findings are consistent with the practices articulated in the higher levels of the Continuum.





The Development of the Continuum

The Nature of Expertise

EXPERT TEACHERS

- ▶ Have deeper representations about teaching and learning
- ▶ Adopt a problem solving stance to their work
- ▶ Can anticipate, plan and improvise as required by the situation
- ▶ Are better decision makers and can identify what decisions are important and what decisions are less important
- ▶ Are proficient at creating an optimal classroom climate for learning
- ▶ Have a multi-dimensionally complex perception of classroom situations
- ▶ Are more context-dependent and have high situation cognition
- ▶ Are more adept at monitoring student problems and assessing their level of understanding and progress, and they provide much more relevant feedback
- ▶ Are more adept at developing and testing hypotheses about learning difficulties or instructional strategies
- ▶ Are more automatic
- ▶ Have high respect for students
- ▶ Are passionate about teaching and learning
- ▶ Engage students in learning and develop in their students self regulation, involvement in mastery learning, enhanced self efficacy and self esteem as learners
- ▶ Provide appropriately challenging tasks and goals for students
- ▶ Have positive influences on students' achievement
- ▶ Enhance surface and deep learning

(Hattie 2003)



The Development
of the Continuum

The Nature of Expertise

Further research undertaken by Smith et al. in 2005 in the USA found that certified teachers developed and implemented, to a considerably greater degree than non-certified teachers, instructional plans and assignments aimed at fostering deeper student understanding. They concluded that certified teachers were demonstrably more intent on fostering in their students a level of understanding that is richer, more elaborated, and more meaningfully interconnected with related concepts. These findings were not restricted to particular grade levels or subject matter.

Recent work undertaken by the [Council of Chief State School Officers](#) (CCSSO) Interstate Teacher Assessment and Support Consortium (InTASC 2013) in the USA to support their Model Teaching Standards has been to craft developmental progressions of teaching practice that could be used as a support tool for teacher development. Improvement in practice is demonstrated in the following ways →

Practice ***moves towards*** scaffolding students' learning opportunities so that they are able to assume more responsibility for their learning and make better choices about their learning.

Practice ***moves towards*** helping learners see more connections and relationships and facilitates learning at higher levels, including evaluating and creating.

Practice ***moves from*** a focus on the teacher to a deeper focus on the individual learner, understanding his/her needs and an increasing ability to differentiate instruction to meet those needs. The focus moves from delivery of instruction to the impact of practice on serving learner needs.

Practice ***moves from*** reliance on the teacher alone to implement strategies to leveraging colleagues and the community to supplement practice, to advocating for learners, and to serving in leadership roles.


Practice ***moves from*** a limited repertoire of strategies to one with greater depth and breadth, including influencing technology in instruction and providing access to resources from around the world.



The Development
of the Continuum

The Nature of Expertise

This body of research on expertise was referenced throughout the process of distinguishing between the levels of proficiency and assisted the group in developing a greater understanding of the changes that take place as a teacher moves from one level of proficiency to the next on the Continuum.



[Patrick Griffin \(2\)](#)

It also supported the emphasis on understanding the levels as an integrated performance rather than simply as discrete components that could be reduced to a checklist. Although the practices of expert teachers can be identified and analysed independently, it is important to consider the interrelationships among the practices. It is the integration of many practices that lead to effectiveness in the classroom. This approach was reinforced by Professor Griffin as the work developed.

It is important that the indicators are not released as a checklist. Checklists have an unfortunate habit of becoming a compulsory, exclusive and exhaustive list of what is required and what is important. It is also likely that a checklist of indicators would be interpreted such that behaviours and skills of teachers not included amongst the indicators would be regarded as unimportant. Checklists can become an unsatisfactory means of communicating pedagogical practice.¹¹

3 Classroom Practice Continuum Overview



How does, how well you know something relate to how you teach it to someone else?¹²



The Continuum

General Principles

Career Stages of
the Standards

CLASSROOM PRACTICE CONTINUUM

The six levels that comprise the Continuum provide a rich description of teachers working at different levels of proficiency in the classroom. The behaviours identified demonstrate an integrated and holistic picture of teacher practice drawn from what is currently known about the way teachers perform in the classroom. It is therefore always a work in progress as new knowledge emerges from the research and wisdom of practice that furthers understanding about those practices that have the greatest impact on student learning.

Evidence based education thus relies on a combination of professional wisdom drawing on individual experience and consensus and empirical evidence-based research data. Both are needed, because professional wisdom supports adaptation to local circumstances and the idiosyncratic nature of the classroom, the school, the community and the region, while empirical evidence supports comparison of competing aggregate methods and generates cumulative knowledge that is normative in nature.¹³





The Continuum

General Principles

Career Stages of
the Standards

1. The Continuum focuses on the Professional Practice Domain of the Standards.

Standard 3

Plan for and implement effective teaching and learning

Standard 4

Create and maintain supportive and safe learning environments

Standard 5

Assess, provide feedback and report on student learning

2. Two Focus Areas from each of Standard 3 and Standard 5 are not represented in the Continuum.

Standard 3

3.6 Evaluate and improve teaching programs

3.7 Engage parents and carers in the educative process

Standard 5

5.4 Interpret student data

5.5 Report on student achievement

The decision was made not to include these Focus Areas as gathering observable evidence in the classroom would be difficult and other forms of evidence were deemed to be more relevant to these particular areas.

3. The classroom practice level statements are written in extended prose rather than individual statements against Focus Areas or Standards. The descriptions within each level are constructed in a logical sequence so that the reader can more easily follow what would be unfolding in the classroom over the course of a lesson or sequence of lessons.
4. The classroom practice level statements are not simply a list of discrete behaviours that should be ticked off in the classroom. This was deliberate because when teachers enter the classroom they draw on different kinds of knowledge and a range of strategies and tools when interacting with students. Whilst it is possible and potentially informative to follow particular behaviours across the levels to understand what differentiates them at different levels of sophistication, the classroom brings forth an integrated performance on the part of the teacher that demonstrates their level of instructional expertise across multiple capabilities.



The Continuum

General Principles

Career Stages of
the Standards

The Standards and Focus Areas that Form the Continuum

Standard 3

Plan for and implement effective teaching
and learning

- 3.1 Establish challenging learning goals
- 3.2 Plan, structure and sequence learning programs
- 3.3 Use teaching strategies
- 3.4 Select and use resources
- 3.5 Use effective classroom communication

Standard 4

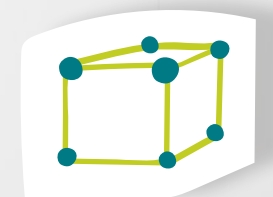
Create and maintain supportive and
safe learning environments

- 4.1 Support student participation
- 4.2 Manage classroom activities
- 4.3 Manage challenging behaviour
- 4.4 Maintain student safety
- 4.5 Use ICT safely, responsibly and ethically

Standard 5

Assess, provide feedback and report on
student learning

- 5.1 Assess student learning
- 5.2 Provide feedback to students on their learning
- 5.3 Make consistent and comparable judgements





The Continuum

General Principles

Career Stages of
the Standards

What does a classroom practice level statement look like?

Level 1

The teacher outlines the purpose of learning the content, based on the relevant curriculum standards. They organise the learning space and resources, including ICT, to engage students in the learning activities.

The teacher assesses students' prior knowledge by asking them to recall what they know about the content. They endeavour to connect learning to students' personal contexts by identifying links to their interests, experiences and background. The teacher makes links between the content of the learning activities and the content of previous and future learning experiences. They present content in the same way to all students, selecting general activities that engage the class as a whole.

The teacher presents an outline of the lesson and the work to be done in the allocated time. They give students procedural directions needed to complete the tasks. The teacher creates opportunities for students to practise skills and processes. They use a variety of questions to encourage students to discuss content, posing questions to the whole

class and responding to individual students' answers. The teacher introduces the literacy and numeracy skills of the content area, together with relevant academic vocabulary.

The teacher explains the criteria that will be used to assess student work. They prompt students' responses in order to assess their progress throughout the lesson, and they provide opportunities for students to comment on their own work.

The teacher is polite in all interactions with students. Their response to student behaviour is sensitive towards, and respectful of, each student. The teacher states their expectations for students working individually and cooperatively in groups. They promote and reinforce the importance of effort and hard work in the learning process. The teacher refers to established rules to manage behaviour, and identifies key safety needs in the learning environment. When students are using information and communications technology, the teacher refers to the school's ICT protocols.



The Continuum

General Principles

Career Stages of
the Standards

GENERAL PRINCIPLES UNDERPINNING THE CONTINUUM

- 1. The levels are hierarchical and sequential and represent a scale in which lower levels are generally precursors to higher levels.** It is not necessary to observe lower order indicators in order to observe higher order behaviours. The existence of higher order indicators implies the ability to demonstrate lower order indicative behaviour. The relationship is probabilistic but not causal. (Griffin 1993)
- 2. The focus of the Continuum is on what teachers can do, rather than what they don't do, cannot do or cannot do well. It is not a deficit model.** The developmental model targets all teachers in terms of developing or enhancing skills. When the teacher's level of development is identified it is possible to target professional learning to support them to move to the next level. Vygotsky's theory of proximal development (ZPD) is as applicable for teachers as it is for students in terms of identifying where the student or teacher is ready to learn (Vygotsky 1978). It assumes that all teachers can learn and develop their expertise over time, given appropriate support.

3. Learning is not linear and progression and regression are typical and dependent on contextual influences. Not all elements of an individual teacher's performance progress along a continuum at exactly the same rate. Rather, a teacher's particular make-up of performances may vary with high proficiency in some areas compared to others. This has implications for making judgements about locating teachers at particular levels. Many teachers will find that their practice can be evidenced over two levels rather than one. The point is to identify where it best sits, given the evidence, so that there is direction for improvement. On balance judgements always take into account multiple sources of evidence and one observation of a teacher's practice would not provide strong evidence for making decisions where there were consequences attached. Certain professional experiences and supports may accelerate growth in particular areas, whilst a change in context may cause a temporary lapse in skill level until the new context is mastered. Context does matter. What may be required in terms of teacher knowledge and skill in one context may not be appropriate in another context with a different student cohort, staff profile, school community and range of supports.



The Continuum

General Principles

Career Stages of
the Standards

- 4. Professional growth is supported and influenced by reflection upon experience, feedback and individual or group professional learning experiences.** The Continuum provides the means through which self-reflection and feedback on practice can be supported. Increasing expertise in classroom practice is an ongoing process over time. It is not possible to reach high levels of performance without deliberate practice and targeted intervention. There is no empirically supported time frame that identifies how long it takes for a teacher to move through levels 1–6 of the Continuum.

Vygotsky: Definition of Zone of Proximal Development

The zone of proximal development “is the distance between the actual development level as determined by independent problem solving and the level of potential development as determined through problem solving under adult guidance or in collaboration with more capable peers.” (Vygotsky 1978) As a learner gains new skills and abilities, this zone moves progressively forward.





The Continuum


General Principles

**Career Stages of
the Standards**

CAREER STAGES OF THE STANDARDS

Gathering evidence is a process that requires a clear design, purpose, method of collection and interpretation and finally a way of informing stakeholders about the results.¹⁴

The development of the Continuum was predicated on the importance of its alignment and relationship to the Standards. As the Standards are being used across Australia by educational jurisdictions for graduation, registration and voluntary certification of Highly Accomplished and Lead teachers, and in local performance and development processes, it is important to understand the role of the Continuum in supporting these processes. The Continuum *only* focuses on one domain of teaching (Professional Practice Domain) whereas decisions that are made for the aforementioned purposes require a holistic and on balance judgement against all three domains of the Standards (Professional Knowledge, Professional Practice and Professional Engagement) at different career stages.





The Continuum

General Principles

**Career Stages of
the Standards**

The six levels of the Continuum align with the career stages of the Standards within the Professional Practice Domain. The other 2 Domains of Professional Knowledge and Professional Engagement are not included in the Continuum.

Within the Professional Practice Domain the emphasis is on describing classroom practice only, not the role Highly Accomplished and Lead teachers play in supporting other teachers within their school. As such, additional evidence would be required if it was needed to demonstrate achievement of the Professional Practice Domain within performance and development or other formal processes.

The level descriptions are *guidance* for practice rather than *prescription*. Regardless of the process, multiple forms of evidence should always be used to ensure that the evidence required for any form of informal or formal evaluation or review is adequate, authentic, appropriate and accurate.

A major strength of the Continuum is that it provides the basis for developing consistency and accuracy in interpretations of classroom observations. Gathering objective, descriptive evidence of practice in the classroom becomes the first stage of the process. The second stage locates the evidence on the Continuum. The next stage engages teachers in conversation about the implications for their continued growth as professionals.

Level 1 demonstrates practices that should be evidenced at the Graduate career stage

Level 2 & 3 demonstrates practices that should be evidenced at the Proficient career stage

Level 4 & 5 demonstrates practices that should be evidenced at the Highly Accomplished career stage

Level 5 & 6 demonstrates practices that should be evidenced at the Lead career stage

4 Observation Support Materials



Is this a school where teachers can learn?¹⁵





The What and Why of Observation

The Classroom Practice Continuum

Classroom Observation Procedures

Developing Observation Protocols

Lessons Learned

In this section we discuss the important elements of classroom observation that schools are encouraged to consider prior to implementation and how the Continuum can support observation practices and conversations about teacher development and growth.

The What and Why of Classroom Observation

We start with a definition of classroom observation and a discussion of the major purposes of classroom observation.



The Classroom Practice Continuum

We define what the Continuum is and what it is not and identify how it can support schools to successfully implement classroom observation. The role of school leadership is discussed in terms of using the Continuum to support conversations about teacher practice.



Classroom Observation Procedures

We discuss different observation procedures and illustrate how they can move from a focus on the individual teacher to a focus on school wide practices. A number of observation procedures are elaborated in terms of their purpose, focus, participants and structure.



**The What and Why
of Observation**

The Classroom Practice
Continuum

Classroom Observation
Procedures

Developing Observation
Protocols

Lessons Learned

Developing Observation protocols

We discuss the importance of establishing protocols for all aspects of the observation system. We provide examples of different observation methods and an elaboration of one method, including discussion about the importance of pre and post observation conversations.



Lessons Learned

We provide an overview of lessons learned through the research about successfully implementing classroom observation systems. We conclude with a way forward for supporting quality teaching and learning in schools.



Let's reflect on your context

After each element of classroom observation is discussed there are a number of questions posed to stimulate your thinking, to focus attention on current practices in your school and to provide the basis for conversation with your colleagues. Reflection on your context is followed by an explanation of how the Continuum can support your school to successfully implement agreed processes and protocols to support the growth of all teachers and the quality of teaching in all classrooms.



The What and Why of Observation

The Classroom Practice Continuum

Classroom Observation Procedures

Developing Observation Protocols

Lessons Learned

THE WHAT AND WHY OF CLASSROOM OBSERVATION

Skilfully handled classroom observation can benefit both the observer and the person observed, serving to inform and enhance the professional skill of both people. Badly handled, however, it becomes counterproductive, at its worst arousing hostility, resistance and suspicion.¹⁶

What is Classroom Observation?

Classroom observation is the formal or informal observation of the teaching and learning activities and interactions occurring during instruction in a classroom or other learning environment. It generally requires the observer to gather data from the actual lesson and to discuss the evidence with and provide feedback to the observed teacher after the lesson. It is typically conducted by fellow teachers, school leaders, instructional specialists, or in some cases, by external assessors. Classroom observations may be conducted for short or extended periods of time, from a few minutes to a full class period to a whole school day. The purpose of the observation determines the methods of gathering data. The major aim of classroom observation is to improve teaching and learning.



The What and Why of Observation

The Classroom Practice Continuum

Classroom Observation Procedures

Developing Observation Protocols

Lessons Learned

[The Australian Charter for the Professional Learning of Teachers and School Leaders](#) states that professional learning will be most effective when it takes place within a culture where teachers and school leaders expect and are expected to be active learners, to reflect on, receive feedback on, and improve their pedagogical practice, and by doing so to improve student outcomes. There is broad consensus that the aim of professional learning is to increase individual and collective capacity in order to improve student outcomes. There is also agreement that different types of professional learning have differential impacts on teacher practice and student learning.

Effective professional learning strategies have well-articulated purposes that are focused on student learning, engagement and wellbeing and are derived from the analysis of student learning in classrooms and schools.

Classroom observation supports and reinforces the principles of effective professional learning by emphasising the importance of reflection and feedback on practice. It also demonstrates a powerful model of adult learning to students.

Classroom observation is recognised as an Essential Element in the [Australian Teacher Performance and Development Framework](#). As one source of evidence that can be gathered about a teacher's current level of proficiency is through observation of their practice, the performance and development process can assist teachers to make decisions about the type of professional learning that would enhance or improve their current practice. Ongoing formal and informal improvement focused feedback throughout the performance and development cycle supports the teacher to reflect on the impact of the professional learning on their practice and student learning.



The What and Why of Observation

The Classroom Practice Continuum

Classroom Observation Procedures

Developing Observation Protocols

Lessons Learned

What is the Purpose of Classroom Observation?

The education research base continues to grow and consequently influence and inform the work of schools, jurisdictions and governments about policies and practices related to teacher quality. Direct observation of practice is increasingly viewed as an important and integral component of professional practice because of its potential to support teachers to reflect on and improve their practice and student learning. The common purpose of all classroom observations is to improve the quality of teaching and learning. However it is important that any decisions that are made about what this might look like in a particular setting are thoughtfully considered. The purpose of the observation determines the methods of gathering data, the analysis and the use of the information.

Some of the major purposes of classroom observation identified in the research have been to be able to:

- describe quality teaching using a shared and precise language of practice
- improve teacher practice based on timely and accurate feedback
- inform professional learning at the individual, team, school and system level
- evaluate the fidelity or degree of implementation of particular interventions
- differentiate highly effective teachers from less effective teachers
- identify benchmarks for external accreditation
- improve initial teacher education programs including professional experience.



**The What and Why
of Observation**

The Classroom Practice
Continuum

Classroom Observation
Procedures

Developing Observation
Protocols

Lessons Learned



Let's reflect on your context

Do you have a shared view of quality teaching in your school?

How do teachers learn in your school?

Is classroom observation viewed as part of the way you work
in your school?

What purpose(s) does classroom observation serve in your school?

Are there challenges that need to be addressed before you
embark on classroom observation?

Is observation used as a form of evidence in your teacher
performance and development processes?

Have all teachers been trained in observing teacher practice?



The What and Why of Observation

The Classroom Practice Continuum

Classroom Observation Procedures

Developing Observation Protocols

Lessons Learned

THE CLASSROOM PRACTICE CONTINUUM

The Continuum answers the question “What does it look like to improve my teaching practice?”

Throughout this guide to *Looking at Classroom Practice*, references have been made to the evidence base that underpins the Continuum and its intended purpose, focus and elements. Educators are encouraged to read all the sections of this guide to build an informed understanding of the purposes the Continuum does and does not serve.

The Continuum represents a developmental continuum of classroom practice. The six levels that comprise the Continuum provide a detailed description of teachers working at different levels of proficiency in the classroom. Each subsequent level illustrates a higher level of capability. The behaviours identified demonstrate an integrated and holistic picture of teacher practice drawn from what is currently known about the way teachers perform in the classroom. The descriptions within each level are constructed in a logical sequence so that the reader can more easily follow what would be unfolding in the classroom over the course of a lesson or sequence of lessons.

The focus of the Continuum is on what teachers can do and targets all teachers in terms of developing or enhancing skills. When the teacher’s level of development is identified it is possible to target professional learning to support them to move to the next level. The levels are hierarchical and sequential. The presence of higher order indicators implies the ability to demonstrate lower order indicative behaviour.

The Continuum provides the means through which self-reflection and feedback on practice can be supported. Increasing expertise in classroom practice is an ongoing process over time. It is not possible to reach high levels of performance without deliberate practice and targeted intervention. There is no empirically supported time frame that identifies how long it takes for a teacher to move through levels 1–6 of the Continuum.



The What and Why of Observation

The Classroom Practice Continuum

Classroom Observation Procedures

Developing Observation Protocols

Lessons Learned

How to Use the Continuum

The Continuum provides the basis for developing consistency and accuracy in interpretations of classroom observations.

Stage 1

Requires observers to gather objective, descriptive evidence of practice in the classroom.

Stage 2

Requires the observer to locate the evidence on the Continuum. This can be done as part of a collaborative conversation with the observed teacher.

Stage 3

Requires teachers to engage in conversation about the implications for their continued growth as professionals.

What the Continuum is Not:

- The Continuum **is not a pedagogical model**. However it is built on and explicitly privileges the evidence base about those practices that have a high impact on student learning and achievement.
- The Continuum **is not a deficit model**. It focuses on what teachers can do, rather than what they don't do, cannot do or cannot do well.
- The classroom practice level statements **are not a list of discrete behaviours** that should be ticked off in the classroom. Classroom practice brings forth an integrated performance on the part of the teacher that demonstrates their level of instructional expertise across multiple capabilities.
- The Continuum **is not designed to be taken into the classroom to record evidence**. It is used as the basis for reflection after the observation is undertaken to locate the evidence collected.
- The classroom level statements are **guidance for practice rather than prescription**. The descriptions **are not a complete description** of everything a teacher would demonstrate at a particular level of proficiency, rather a generalised profile of what one would expect to see happening in the classroom.



The What and Why
of Observation

The Classroom Practice Continuum

Classroom Observation
Procedures

Developing Observation
Protocols


Lessons Learned

- The Continuum **does not replace existing observation tools** or other methods used to collect information about teacher practice in the classroom. Rather it augments existing practices by enabling current practice to be situated on a common instrument that aligns directly to the Professional Practice Domain of the Standards.
- The Continuum **is not an instrument that can or should be the only source** of evidence for making judgements about teacher practice within performance evaluations. Multiple sources of evidence should always inform decisions made.

Summary

The Continuum supports teachers and school leaders to implement classroom observation through:

- developing a shared language for describing practice
- assisting teachers to self-assess their current practice
- using a common instrument for locating evidence of teacher practice
- providing a scaffold to support improvement focused feedback to teachers
- identifying levels aligned to the Standards' career stages for registration and certification processes
- constructing a staff profile of current practice through teacher self-assessments to identify teachers with expertise who can support, mentor or coach other colleagues.





The What and Why of Observation

The Classroom Practice Continuum

Classroom Observation Procedures

Developing Observation Protocols

Lessons Learned

The Role of Leadership

Using the Continuum to inform conversations about teacher practice.

The Australian Professional Standard for Principals

(the Standard) defines the professional practices of principals and makes explicit the role of quality school leadership in improving student outcomes. The Standard is an integrated model that recognises that leaders share common capabilities and qualities that are expressed as three leadership requirements that are drawn upon within five areas of professional practice. Whilst the professional practices are detailed separately, they are always fully interdependent. *Leading teaching and learning* is identified as one of the professional practices particular to the role of the principal. Within this domain of learning principals have a key responsibility to develop a culture of effective teaching, for leading, designing and managing the quality of teaching and learning and for the achievement of valued student outcomes.

Leaders cannot lead what they don't know.¹⁷

It is therefore essential if principals are charged with the task of leading the improvement of teaching practice that they must understand and be able to explain what quality practice looks like. By developing their own deep expertise about effective practice, principals are able to lead and guide professional learning, target and align resources, and engage in ongoing capacity building.

Leading conversations about teacher practice includes developing familiarity with, and an understanding of, the Continuum. This can be orchestrated in a number of ways. The Continuum is detailed and requires time to process and reflect upon as a tool to support individual and collective learning.

Leaders need to familiarise themselves with the Continuum prior to conversations with staff. The emphasis is on the levels, not the details. The objective is to gain, over time, an understanding and recognition of levels of performance rather than specific practices. The benefits of this approach enable staff to recognise teachers whose practice is at a higher level of performance than their own and to work with them to improve their own practice.



The What and Why of Observation

The Classroom Practice Continuum

Classroom Observation Procedures

Developing Observation Protocols

Lessons Learned

Conversations with Staff about the Continuum

1. Focus on a shared reading of the resource guide and then an unpacking of the six levels of the Continuum. Questions could be posed around *what changes as a teacher moves from one level to the next on the Continuum?* This could stimulate further conversation around the type of professional learning that is required to support staff in their performance and development processes.
2. Staff could be asked to self-assess their current practice and to locate themselves on the Continuum. This could be shared with a trusted peer or remain confidential.
3. Staff self-assessments could be provided to the leadership team to plot a staff profile. This would enable the leadership team to determine how teachers with greater expertise might support less experienced staff in particular areas or where targeted professional learning or external expertise might support the practice of all teachers.
4. Engage in an audit of existing practice within the school to determine how closely classroom practices align with the level descriptions.
5. Engage in conversations about how classroom observation is being used in different schools to support teachers and increase consistency of practice across classrooms. In many schools classrooms are open and peers observing each other is integral to the way they work. The diversity of schools realises different approaches, attitudes and beliefs about teaching that signal what practices are supported in a given context.



The What and Why
of Observation

**The Classroom Practice
Continuum**

Classroom Observation
Procedures

Developing Observation
Protocols

Lessons Learned

**How Can the Continuum Support School
Leaders' Work?**

With the increased attention being given to observation, the Continuum provides an entry point for building staff capacity to objectively observe their peers in the classroom and then host post-observation conversations about where current practice would be situated on the Continuum. This approach, if used by all staff, calibrates individual observers' judgements to a common instrument and maintains the focus on what the teacher is doing, not what they cannot do or should have done differently. In this way the Continuum is perceived to be a positive tool to support growth rather than a punitive tool to identify shortcomings.





The What and Why of Observation

The Classroom Practice Continuum

Classroom Observation Procedures

Developing Observation Protocols

Lessons Learned

CLASSROOM OBSERVATION PROCEDURES

The purpose of classroom observation determines the observation procedures that are selected in any given context. What is most important is to be clear about how the procedures support the methods of collecting the relevant data and how this information is used to support and inform teacher development and/or teacher evaluation. A continuum of observation procedures could be constructed from formal to informal; from a focus on the individual's practice to a focus on whole of staff practice or from a focus on working by oneself to a focus on working with peers, school leaders or external experts.

There is a range of ways that classroom observation can be structured and adapted within a school and indeed across schools to meet the particular purposes of different school contexts and their stage of development. **Some well-known observation procedures include Instructional Rounds, Learning Walks, Peer Observation and Videos of Practice, including self-observation and reflection.** There are also observation procedures that are designed in schools for internal teacher performance evaluation and by education systems for external assessment and certification purposes that generally comprise a focus on the individual and formalised arrangements for the collection and use of the data.

All observation procedures have a particular structure and focus. The selected procedure and purpose will determine who participates as an observer and who will be observed. Different procedures can involve leadership team members, external educators and teams of teachers or individual colleagues working together. The amount of time spent in individual classrooms varies depending on the purpose and focus of the observation. Briefing and debriefing sessions can be situated in a school wide instructional improvement process or for individual teachers, in terms of their next level of improvement.



The What and Why of Observation

The Classroom Practice Continuum

Classroom Observation Procedures

Developing Observation Protocols

Lessons Learned

The following continuum has been constructed to show how different observation procedures can range from a focus on the individual to a focus on the school and the collective practice of staff. It is important to remember that some of the procedures can be used for informal and formal purposes. For example in some schools Peer Observation is a collegiate activity where colleagues observe and are observed by each other to improve particular aspects of practice. In other schools Peer Observation is used as a form of evidence in teacher performance and development processes. Again in other schools it is used for both purposes. The same can apply to Self Observation: it may be used as a means of personal reflection on current practice or as the basis for conversation about improvement and professional learning in teacher performance discussions. Observation procedures that use the data collected as one form of evidence to inform decisions about performance outcomes, tenure, salary increments or external certification are situated at the top of the following continuum.





The What and Why
of Observation

The Classroom Practice
Continuum


**Classroom Observation
Procedures**

Developing Observation
Protocols

Lessons Learned

**Observation Procedures: From a Focus
on the Individual to a Focus on the School**

**Focus is on evaluation of the individual
teacher's practice.**



National Certification Process –
External Assessor

Performance and
Development Review

Instructional Coaching

Student Perception Data

Peer Observation

Self-Observation through
Video of Practice

Collaborative Inquiry

Learning Walks

Instructional Rounds

Focus is on analysis of whole of staff practice.

Let's reflect on your context

Do you want to work with other school
leaders to draw on their expertise in observing
and analysing classroom practice?

Do you want to gain a snapshot of current
practice across your school?

Do you want to focus on a particular
practice(s) the school has prioritised in
the professional learning strategy?

Do you want teams of teachers to work
together to observe and be observed by
their peers?

Do you want individual teachers to be
supported by instructional coaches?

Do you want individual teachers to
self-assess their own practice?





The What and Why of Observation

The Classroom Practice Continuum

Classroom Observation Procedures

Developing Observation Protocols

Lessons Learned

EXAMPLES OF OBSERVATION PROCEDURES

1. Instructional Rounds (City et al. 2009)

You learn the work by doing the work.¹⁸

Purpose

Instructional Rounds is a practice designed to support improvement in teacher practice across the school by creating links between individual classroom practice and school-wide teaching practices. The Rounds process supports participants to develop common understandings of effective teaching and learning through the use of agreed protocols to observe classrooms and the collective analysis of data.

Focus

Instructional Rounds focuses on a *problem of practice* that has been derived from an examination of aggregated student data. The problem of practice is embedded in the work of the school and tied to a current school improvement challenge. Participants learn to identify patterns of practice across the school through the collection of evidence from multiple classrooms. This evidence forms the basis for predicting the next level of work for all teachers in the school.

Participants

A team comprising external principals and the host school leadership team or a team comprising the school leadership team and nominated teachers take part in the procedure.

Structure

The team visits multiple classrooms in the school recording evidence related to the problem of practice. The team debriefs using a structured protocol to move from description of what they have observed in classrooms to an analysis of the evidence. The team then recommends the next level of work for teachers in the school. Teachers have access to the observational data at an aggregated level. The principal and any teachers involved decide when and how to share the data with the rest of the staff.

The Continuum provides a strong platform for locating the evidence collected and articulating what the practice looks like at a higher level of proficiency. Feedback is provided to staff and a professional learning strategy is developed to support teachers to engage in the new learning.



The What and Why
of Observation

The Classroom Practice
Continuum

**Classroom Observation
Procedures**

Developing Observation
Protocols

Lessons Learned

Let's reflect on your context



If the school has had no exposure to Instructional Rounds it would be advisable to develop an understanding of the critical components of this observation procedure prior to implementation. A number of books have been written that are easily accessible and identified in the References section of this guide. There are schools across Australia that have participated in Instructional Rounds and therefore have gained knowledge about the critical success factors.

A shared reading for the leadership team, teams of teachers or voluntary participants in a reading club is an effective place to start.



The What and Why of Observation

The Classroom Practice Continuum

Classroom Observation Procedures

Developing Observation Protocols

Lessons Learned

2. Learning Walks

Purpose

The Learning Walk is designed to obtain a 'snapshot' of the learning at the school level. It is designed to develop a shared vision of high quality teaching and student learning based on an instructional framework. One or more dimensions of instruction are selected that connect to the school's priorities.

Focus

The leadership team sets the focus for the Learning Walk. The focus is clearly communicated and linked to the school's professional learning strategy and school priorities. Evidence of the focus must be observable in classrooms. Selection of classrooms is determined at the local level and can be based on voluntary participation or staged participation.

Participants

A Walking Team is established. The Walking Team consists of 3–4 walkers with one nominated Lead Walker. Any staff member can take part in the Learning Walk. A member of the leadership team is always available to participate.

Structure

The Learning Walk begins with a pre-walk discussion to ensure participants have an understanding of the protocols and purpose, the focus of the walk, the classrooms to be visited and the date and time of the whole school feedback session. The walkers visit each classroom for 10 minutes. They observe and take notes on any evidence that links to the focus. Walkers may speak to students and teachers only if the learning allows for such interactions. When walkers leave each classroom, they meet for 5 minutes outside of the classroom to share observations that must be specific to the focus. At the end of the classroom visits, all walkers convene for a debriefing session. They share the observations collected and identify any patterns that may have emerged. Wonderings may then be formulated based on the evidence. Conclusions are not formed. The Lead Walker collates the evidence collected. Within one week of the Learning Walk, the collated evidence is shared with the whole staff to identify trends and inform future development.



The What and Why
of Observation

The Classroom Practice
Continuum

**Classroom Observation
Procedures**

Developing Observation
Protocols

Lessons Learned

The Continuum provides the instrument for calibrating and locating all the evidence collected across classrooms that can be presented to staff. Learning Walks have been implemented successfully in schools where all staff have clarity about their purpose, focus and protocols for participation. This type of observation practice can be effective in the early stages of a school’s improvement strategy because it allows staff participating to develop skills in observation and identify a common focus for professional learning of staff.

Let’s reflect on your context



Has your school considered implementing Learning Walks as a means of developing an understanding of an instructional framework or how particular teaching strategies that the school has identified as important are being enacted in classrooms across the school?

Learning Walks can start with voluntary participation and be located at a team, faculty, year level or sub school. Have you considered getting started with volunteers?



The What and Why of Observation

The Classroom Practice Continuum

Classroom Observation Procedures

Developing Observation Protocols

Lessons Learned

3. Peer Observation

Learning from each other.

I did not realise that I was asking and answering all my own questions until the observer showed me his narrative account of what he had seen in my class. I wanted to get on with the lesson and get them writing. Now I think my students just waited each time I asked questions because they realised that I would eventually answer these same questions for them. After this class and the discussion I had with the observer, I realised the power of having another pair of eyes in the room to help me “see” better. I should also say that the observer was a trusted friend and this helped me a lot too.¹⁹

Purpose

The purposes of peer observation include the development of self-awareness of one’s own teaching and the opportunity to gain feedback on one’s teaching. The practice also supports the sharing of ideas and expertise and the discussion of challenges and concerns. Peers can provide an objective view of the practice, gather information that the teacher who is teaching the lesson might not otherwise be able to do and provide feedback on identified areas. It can also be designed to support the school’s instructional framework by establishing a focus for peers to observe and be observed.

Focus

A teacher or other observer watches a lesson in order to gain an understanding of some aspect of teaching, learning or classroom interaction. Context will always determine the specific approach. This can range from a non-judgemental process involving two or more peers who mutually benefit from the dialogue that takes place to more formalised approaches that connect to teacher performance processes. The data gathered and process undertaken can also be used as evidence in teacher performance and development processes.



The What and Why of Observation

The Classroom Practice Continuum

Classroom Observation Procedures

Developing Observation Protocols

Lessons Learned

Participants

Those who wish to participate generally determine the choice of peers. For beginning teachers, observation provides an opportunity to see what more experienced teachers do when they teach a lesson and how they do it. However experienced teachers also benefit from observing their peers. It provides an opportunity to see how colleagues deal with many of the same challenges teachers face on a daily basis.

Structure

Different approaches to peer observation include:

Buddy system: Two colleagues agree to act as observer and observed. Roles are reversed at agreed times and focus is determined by the individual teacher.

Circus: Colleague A observes colleague B, colleague B observes colleague C, and so on around the group until they have all been observed. This process can be adapted for more people.

Teams of three: Each colleague is observed twice.

The Continuum aligns with the Standards so it becomes the common instrument for interpreting evidence and enabling peers to provide feedback on practice. Peer observation is an effective way for teachers to learn with and from their peers. However it is important that observation protocols are developed around this practice to ensure that the learning is maximised and all staff are referencing the school's agreed vision for quality teaching.

Let's reflect on your context

Do you have teachers already engaging in peer observation?

Has the practice supported these teachers to improve their practice?

What, if any, improvements to the process could be made to support all teachers in the school?

Is peer observation recognised in the school's performance and development processes?





The What and Why of Observation

The Classroom Practice Continuum

Classroom Observation Procedures

Developing Observation Protocols

Lessons Learned

4. Instructional Coaching

Learning alongside an expert who observes your practice and provides feedback.


Not all practice makes perfect. You need a particular kind of practice—deliberate practice—to develop expertise. When most people practice, they focus on the things they already know how to do. Deliberate practice is different. It entails considerable, specific, and sustained efforts to do something you can't do well—or even at all.²⁰

Purpose

The primary purpose of an instructional coach is to assist teachers to increase their effectiveness. Coaches must be able to help teachers identify areas for potential growth, practice strategies associated with those areas, and adjust their performance in response to feedback. Coaching facilitates opportunities to work alongside teachers in the classroom environment, observing practice, modelling skills and providing formative feedback. Across different school contexts and systems, coaching is seen as a high leverage strategy for developing teacher capability.

Focus

Discipline specific coaching, literacy and numeracy coaching across the curriculum and instructional coaching are prominent areas of development that are focused on in the context of the individual teacher's classroom. A teacher works alongside the coach in their own classroom, observing their practice and then being observed by the coach as they build a new practice into their repertoire.





The What and Why of Observation

The Classroom Practice Continuum

Classroom Observation Procedures

Developing Observation Protocols

Lessons Learned

Participants

School leaders can identify teachers who may benefit from expert coaching in a particular area or teachers can nominate to be involved as part of their professional learning plan. Sometimes the relevant expertise comes from external coaches or by utilising expert teachers within their own schools to work with individual teachers.

Structure

One on one coaching is implemented over a designated period of time and involves the coach and the individual teacher working together in the classroom. At the commencement of the coaching, school leaders play a role in setting expectations and reaching agreement about the feedback they will be provided with from the coach about the progress of the particular teacher.

The Continuum provides the basis for calibrating observations and assisting the teacher and coach to set goals for further development.

Let's reflect on your context

In your school context has coaching been used as a vehicle for improving teacher practice?

Has coaching changed attitudes within your school about teachers learning from experts in their own classrooms?

Have you evidence of the impact of coaching on student learning?

Has coaching in classrooms the potential to open up classrooms in your school and support classroom observation of all teachers?





The What and Why of Observation

The Classroom Practice Continuum

Classroom Observation Procedures

Developing Observation Protocols

Lessons Learned

5. Videos of Practice

Viewing practice from a distance.

Purpose

Videos have the advantage of capturing aspects of teaching practice that can:

- be viewed by multiple people or individuals
- be used for self-reflection and collective staff reflection on practice
- be used as evidence of practice in performance and development processes
- be used to train teachers in specific instructional strategies
- be used to train observers in classroom observation for a range of purposes.

Focus

Videos of teacher practice can be used to focus on specific aspects of teacher practice or whole lessons. The selection of videos is determined by the needs of the school. For example, a school may focus on developing staff capacity to objectively observe videos prior to undertaking observations across classrooms in the school. Another school might align the choice of videos with the instructional model they are implementing to draw attention to how particular strategies and interactions are enacted in the classroom.

Participants

The whole staff may be engaged in the viewing of videos as part of the school's professional development strategy or a team of teachers may choose to set up a video club to hone their skills in observation or to learn more about a particular instructional strategy, how to introduce new content or support the role of students in the learning process. Individual teachers may decide to video their own practice as the basis for self-reflection and analysis and as a source of evidence for their performance and development discussions. Learning from videos of teacher practice can stimulate substantive reflection and a critical stance towards instruction.



The What and Why of Observation

The Classroom Practice Continuum

Classroom Observation Procedures

Developing Observation Protocols

Lessons Learned

Structure

Example: Using videos with staff to locate teaching practice on the Continuum.

Videos of teacher practice can be used with staff to develop the capacity and confidence to locate classroom observations on the Continuum. It has been found that 15–20 minutes watching a video is desirable in terms of maintaining levels of concentration. In the first instance, videos of teacher practice from external sources are recommended in order for staff to learn to develop an objective stance towards describing practice.

- 1. Provide staff with a rationale** for learning to observe classroom practice. This would include learning to see what is happening in the classroom and recording evidence objectively; withholding personal bias; only recording what is seen rather than what is not seen; and developing a consistent approach across the school in order to make valid, accurate and appropriate judgements about performance.
- 2. Provide staff with a copy** of the Continuum. This will form the basis for calibrating evidence collected and locating it on the Continuum.

- 3. Establish protocols** for watching the video. This should include instructions relating to what will be the focus of the observation; the need to observe and record independently; and the focus on learning rather than comparing with the observer's own practice.
- 4. Selection of the video** to be viewed should include consideration of the content, context, and teacher's stage of development in order to align with the purpose of the learning experience.
- 5. Recording observations** may begin with first level questions: What is the teacher doing? What is the teacher saying and to whom? What are the students doing? What are the students saying and to whom? What students' work is in evidence during the lesson? Focusing on a specific set of questions places the emphasis on observable evidence and makes the task manageable.



The What and Why of Observation

The Classroom Practice Continuum

Classroom Observation Procedures

Developing Observation Protocols

Lessons Learned

- 6. When the video is finished use a protocol to gather the evidence**, rotating through all staff to ensure that everything written down is acknowledged. At any point in time when a member of staff provides an observation that others may view as a judgement, allow individuals to question the nature of the evidence seen in the video that warranted that particular statement. In this way a disciplined approach is developed, along with a language for describing the practice.
- 7. When all the evidence has been presented ask staff to look at the Continuum.** Beginning with one of the levels, read through the profile asking staff whether evidence in the video substantiates the practice described in the level statement. Once one level has been addressed decide whether all the evidence is located at this level or whether staff should consider a higher level. This activity helps to build familiarity with the different levels of the Continuum at the same time as developing an ability to calibrate staff observations on the one instrument. Use this protocol each time a different video is viewed so that staff develop confidence in observing practice objectively and locating and aligning what they have seen with what is written in the level statements of the Continuum.

Let's reflect on your context



Have you considered using videos of practice to stimulate interest in classroom observation?

Have you considered offering staff the opportunity to take part in a video club where they regularly meet to develop their expertise in describing and analysing teacher practice?

Have you considered offering individuals or teams access to video cameras for their professional learning and performance and development processes?

Have you considered setting up a classroom as an observation room so that teachers can observe peers who are expert in particular strategies, skills or content areas?



The What and Why
of Observation

The Classroom Practice
Continuum

**Classroom Observation
Procedures**

Developing Observation
Protocols

Lessons Learned

Illustrations of Practice

AITSL has progressively built a collection of videos that are purposefully focused on the Standards. The Illustrations of Practice (IoPs) provide snapshots of teacher practice at different career stages and across different Focus Areas. The videos are complemented by commentary, contextual information and discussion questions. These videos can support teachers and school leaders to reflect on particular practices and identify the type of evidence that would be required to meet particular Standards. The IoPs include a range of disciplines, levels of schooling, career stages and contexts.





The What and Why of Observation

The Classroom Practice Continuum

Classroom Observation Procedures

Developing Observation Protocols

Lessons Learned

Formal Observations for Teacher Performance and Development Processes

The formal appraisal of teachers usually requires at least some consideration of what they actually do in the classroom, rather than just a broad assessment of the generalities of their work. If appraisal is seen as nothing more than a legally required ritual that has to be enacted through clenched teeth, then the classroom observation part of it will be perfunctory and apologetic. But if it is regarded as a sustained process, as an essential part of professional life, not an unwelcome addition to it, then the appraisal of what happens in the classroom, especially self-appraisal, is an important element of keeping the school under review. (Wragg 2012, p.97)

Formal classroom observations use the data collected to inform performance and development conversations. They are generally used as one form of evidence to substantiate meeting the Australian Professional Standards for Teachers. Formal observations can and do co-exist with informal classroom observations to engage individual teachers in ongoing dialogue, feedback and reflection on practice. Typically teachers are briefed at the commencement of the cycle in regard to the elements that are embedded in the school's performance and development processes, including the number of observations that will be undertaken. **Pre and post observation conferences are considered desirable to establish goals and to subsequently engage in collaborative dialogue about reflections on the lesson and goals for improvement.** Formal written summaries of the observations are signed by all parties and used as one measure in performance and development review meetings. Schools with an effective approach to teacher performance and development have a commitment to ongoing formal and informal feedback built into their culture. Timely, frequent and improvement focused feedback supports teachers' efforts to improve their practice, guides choices about professional learning, and informs reflection on performance and development goals.



The What and Why of Observation

The Classroom Practice Continuum

Classroom Observation Procedures

Developing Observation Protocols

Lessons Learned

The Australian Teacher Performance and Development Framework

Essential Element: Evidence used to reflect on and evaluate teacher performance should come from multiple sources and include as a minimum: data showing impact on student outcomes; information based on direct observation of teaching; and evidence of collaboration with colleagues.

The **Continuum** supports these processes through its alignment to the [Standards](#) and its articulation of increasing levels of proficiency in classroom practice. The Continuum provides the platform for locating evidence, providing feedback and informing conversations about improvement. Within the performance and development review meetings teachers are able to discuss the evidence that would situate the teacher's practice at a particular level at that point in time.



Let's reflect on your context

In your current performance and development process, how is classroom observation used as a measure of teacher effectiveness?

How do you ensure that classroom observations undertaken by multiple observers are consistent across all staff?

How many times will formal observations be undertaken for individual teachers, given the number of staff and resources available?

What other measures will be used in the review process to complement observation of practice?

Have selected observers undertaken any form of training or professional learning to prepare them for the role?



The What and Why of Observation

The Classroom Practice Continuum

Classroom Observation Procedures

Developing Observation Protocols

Lessons Learned

DEVELOPING OBSERVATION PROTOCOLS

The use of protocols to guide and inform the way school leaders and teachers approach and use classroom observation is an important determinant of how successfully it will be implemented in the school context. Trust in people and processes is underpinned by consistent and agreed protocols and norms. Having determined the importance of observation in terms of student outcomes and staff performance and development it is necessary to agree upon the protocols that will be used to observe classrooms and the interactions that take place between staff and between teachers and school leaders.

Let's reflect on your context

Have you reached agreement in your school about how classroom observations should be undertaken?

What are the most important elements that should be discussed and agreed to before observation is introduced?

Can individuals and teams use different protocols for different purposes?

Do you use protocols for other purposes in your school?





The What and Why of Observation

The Classroom Practice Continuum

Classroom Observation Procedures

Developing Observation Protocols

Lessons Learned

Developing a Set of Protocols in Your School Context

The following questions provide a basis for reflecting on what you need to consider when developing protocols for classroom observation in your school. The answers to these questions will frame the protocols for how classroom observation is implemented in your context.

Orientation: Who, What, When, and How Long

- Who will observe me?
- Who determines the focus of the observation?
- How long will the observer be in my classroom?
- When will the observer come into my classroom?
- Will the observer talk to me before the observation?
- Will the observer talk to the students in my class?
- How many times will the observer visit my classroom?

- Will the observer have the discipline specific expertise?
- What will the observer do with the information they gather?
- Will the same observer visit my classroom over time?

Orientation: The How

- How will the observer collect information?
- Where will the observer place himself or herself in the classroom?
- Will the observer rate my performance?
- Will the observer use the same method as all observers in the school?
- Will the observer be looking for particular practices?



The What and Why of Observation

The Classroom Practice Continuum

Classroom Observation Procedures

Developing Observation Protocols

Lessons Learned

Debriefing: Making sense of what was seen

- When will we discuss what the observer saw in my classroom?
- How will we structure the conversation?
- Will I get a chance to talk about how I thought the lesson went?
- Will the conversation be private?

Action planning: So what/ Now what?

- What happens next?
- What if I need support to work on particular strategies?
- Can I work with another teacher who has expertise in these strategies?
- Do I have to document anything in my PD plan?
- Will I be held accountable for working on these strategies?
- Will the observer come back to check on my progress?

How can the Continuum support your work?

The Continuum provides the basis for developing consistency and accuracy in interpretations of classroom observations in the debriefing phase of the observation experience and the action planning phase in terms of what happens next. One of the most difficult areas that school leaders encounter in performance and development discussions is in the provision of feedback to teachers about their next level of development. The Continuum is designed to demonstrate the next level of performance for all teachers. It will provide valuable input into these conversations.



The What and Why of Observation

The Classroom Practice Continuum

Classroom Observation Procedures

Developing Observation Protocols

Lessons Learned

Observation Methods

Observation methods answer the question related to the how of observation: how will the observer collect information and what will be the focus? There is a range of methods in use and that are identified and elaborated on in the research. At one end of the spectrum is the open method and at the other end is systematic observation.

Open observation

There is no checklist or template used in this method. The observer records everything that happens in the classroom, using a blank sheet. The recommended approach is to record factual and descriptive information and to leave the interpretation until after the discussion with the teacher. There are challenges associated with bias and subjective judgements using this method but training can support the ability to describe what is observed objectively.

Focused observation

This method reduces classroom observation to a part of the lesson focusing on a particular aspect of the teaching. For example questioning techniques might be the area of focus or formative assessment of student understanding. This method is an effective way of learning more about a particular area of teaching that can benefit individuals and the whole school.

Semi structured observations

Semi structured observations are directly linked to a focused observation. Many aspects of a lesson can be recorded with a time log, such as teacher talk, student centred activities, length of each task, and the number of students off task for example. Tables presenting numbers and percentages of what has been the focus of the observation can become useful information provided to teachers.



The What and Why of Observation

The Classroom Practice Continuum

Classroom Observation Procedures

Developing Observation Protocols

Lessons Learned

Systematic observation

Systematic methods look at specific aspects of the teaching and have to be designed in advance by the teacher and the observer. Numerous analytic systems have been developed requiring the observer to be very familiar with the categories and criteria, and to be able to recall the number attributed to a particular category. For example teacher—student interactions can be categorised and numbers recorded to particular behaviours every three seconds. Categories can be recorded in tables or time line displays with the percentage of each type of interaction calculated. Quantitative methods are factual and non judgemental but the coding systems have to be learned and training is required. Checklists and category systems can provide a sequence of events that unfold in the classroom but they do not describe the quality of the events. The focus on particular activities also means that other information is not recorded.

Example: Open observation method

Learning to objectively observe classroom practice takes deliberate practice. Current research underlines the importance of observers engaging in sustained learning to develop their capacity to focus on the practice evidenced in the classroom, not the individual teacher. Professor Richard Elmore from Harvard University developed an open observation method that has been used widely to train observers. Observers in the classroom are required to describe what they see and hear in the classroom in the first instance. Second and third order questions provide a greater focus on the nature of academic work and the conditions of learning. All data collected should be based on evidence from the classroom observation.



The What and Why of Observation

The Classroom Practice Continuum

Classroom Observation Procedures

Developing Observation Protocols

Lessons Learned

Observation Method – Professor Richard Elmore

First Level Questions

1. What is the teacher doing?
2. What is the teacher saying and to whom?
3. What are the students doing?
4. What are the students saying and to whom?
5. What students' work is in evidence during the lesson?

Second Level Questions

The nature of academic work

1. What evidence is there of student engagement in academic work?
2. What is the nature of that work?
3. What evidence is there of teacher assessment of student work?
4. What is the nature of that assessment?

5. If the student was to accomplish the task set by the teacher what would the student know and be able to do?
6. What evidence do you observe of whether and how students are accomplishing the task that the teacher sets for them? With what frequency in the classroom?

Third Level Questions

Conditions of learning

1. Using a taxonomy, how would you rate the level and frequency of academic work you observed in the classroom?
2. Where is the locus of control over learning in the classroom? Is it primarily with the teacher? – with the students?
3. What is the frequency of teacher talk, teacher initiated questions, student interactions, student preparation of work?



The What and Why
of Observation

The Classroom Practice
Continuum

Classroom Observation
Procedures

**Developing Observation
Protocols**

Lessons Learned

Let's reflect on your context

Do you use a particular observation
method to observe classroom practice?

How do you determine the focus of
observations?

Are staff in your school trained in the
observation method?

Do staff have a shared understanding
of the observation method?

Have you used the method to gather
evidence in all classrooms to determine
what the school should prioritise in terms
of improving student learning?





The What and Why of Observation

The Classroom Practice Continuum

Classroom Observation Procedures

Developing Observation Protocols

Lessons Learned

Orientation and Debriefing for the Classroom Observation

Pre and post observation meetings are used in both informal and formal classroom observation of teachers. Schools will need to consider the importance, nature and purpose of these meetings in the context of developing their agreed protocols. The meeting is a vehicle for eliciting information about the upcoming observation and those areas that may not be directly observable. During the pre observation meeting, the teacher and the observer engage in a conversation about the upcoming lesson. The purpose of the observation will inform the questions that may be structured by the observer, or indeed the focus that has been selected by the teacher. If the formal observation uses a standards based template or checklist, then the areas identified are discussed. The Continuum is not used for this purpose. Rather it informs post observation conversations and action planning. Informal observations are generally viewed as an opportunity to learn together for the purpose of meeting the needs of all students hence an inquiry approach is emphasised. The purpose of the observation should always inform the nature of the questions framed for discussion.

Let's reflect on your context

Has your school reached agreement about the type of conversations that should take place pre and post observation?

Have staff had training in hosting these conversations and providing feedback to staff?

Who determines the focus of the conversation?

Do staff select who will host their pre and post observation conferences?

Who has access to the feedback provided to staff members?

How does the feedback inform an individual's professional learning?

Does the school have a method for gathering information about professional learning needs based on all conversations held with staff?





The What and Why
of Observation

The Classroom Practice
Continuum


Classroom Observation
Procedures

**Developing Observation
Protocols**

Lessons Learned

How Can the Continuum Support your Work?

Pre and post observation conferences can provide both the teacher and observer with an opportunity to learn more about practice and its impact on students. Agreed protocols ensure there is a shared understanding of the areas on which feedback will be provided, the format in which the feedback will be given, the use of the feedback and whether the information will be kept confidential. The Continuum supports these processes by locating practice on a common instrument and enabling the observer and the teacher to situate practice and identify the next level of improvement.





The What and Why of Observation

The Classroom Practice Continuum

Classroom Observation Procedures

Developing Observation Protocols

Lessons Learned

LESSONS LEARNED

Research to date has highlighted important lessons learned about the implementation of observation practices in the school context. This has included findings from the large scale [Measures of Effective Teaching](#) (MET) study undertaken in the USA and funded by the Gates Foundation. It is important therefore to consider all of the elements that schools should pay attention to prior to implementation.

Understanding your context

There are a number of ways that schools can utilise classroom observation as a means of improving teacher practice and student learning. The importance of understanding the needs of your school is the first step to ensuring alignment with the method and tools selected and minimising the factors that might negatively impact on the observation system implemented. Further reading, including this resource guide, will familiarise schools with the range of options available that can be implemented or adapted for your school context.

Be purposeful about your choice of an observational system

An understanding of your school's philosophy and goals will underpin any choices that are made about selecting the most appropriate observation system. Staff should feel confident that the teaching practices that are valued and identified in school goals are consistent with the types of behaviours that are privileged in the observation methodology.

Be proactive in developing a shared understanding of the observation system

Time needs to be allocated to developing an understanding of the observation instrument that is chosen by the school. An understanding of what an instrument can and cannot accomplish needs to be clearly communicated so that it provides a means of bringing all staff together and developing a shared vision of how observation supports quality teaching and learning in your context.



The What and Why of Observation

The Classroom Practice Continuum

Classroom Observation Procedures

Developing Observation Protocols

Lessons Learned

Be clear about how the observational data will be used

It is critical to develop an understanding of the inferences that are appropriate to make after the observational data has been collected. Research to date would suggest that gaining a sense of individual or program areas of strength and areas of challenge to guide professional learning would be an appropriate use of observational data. In this way support can be monitored to determine whether teachers are developing in particular areas.

Be committed to the agreed observation protocols

Protocols are important to maintain. They assist in developing consistency across classrooms and informing professional learning at the school, team and individual level. However providing a format that provides space for identifying any factors that may have impacted on the observation data reduces the chances of observers deviating from agreed protocols.

Be clear about the time commitment

Different observation systems require different amounts of time. The more times a teacher is observed the more stable an estimate of their practice is developed. In order that observations are reliable and valid a sufficient amount of time is required. Some observation practices used in schools focus on short periods of time in the classroom whilst others extend over longer periods of time. Practical considerations in relation to how much time is going to be committed are necessary, but the time allocation should align with the purposes of the approach selected.





The What and Why of Observation

The Classroom Practice Continuum

Classroom Observation Procedures

Developing Observation Protocols

Lessons Learned

Be aware of observer effects

The size of the school and the selected observation system will determine how many observers are required to go into classrooms. Rater bias is well documented and the more observers there are the greater the chance of variability across observers and with the selected instrument. To minimise variability observers should receive training on the instrument prior to engaging in any observations. Some instrument developers recommend the random assignment of observers to classrooms, rotating observers across classrooms and the simultaneous observation of classrooms by multiple observers. This is important in formal observations where the information is used within evaluation or review processes.

Be deliberate in your documentation

The data collected in classrooms should be documented along with any factors that might be considered relevant. This might include time of year, activity, discipline area, class size, or other contextual influences.

Be clear about the role of feedback

Teachers need to know more than '*you are doing a good job, keep it up*'. They require a balance of support and challenge to improve their practice over time. Observers should provide specific improvement-focused feedback at the same time as recognising and reinforcing teachers' strengths. Assisting teachers to reflect on the observational data collected and to understand the impact of their behaviours enables teachers to have greater insight into the relationship between their goals for student learning and their current practice. **Giving specific feedback that promotes self-evaluation and leads to change requires an area of focus rather than an expectation that many different areas of practice can be addressed simultaneously.** If teachers are to act on the feedback provided they would need to be able to give it the attention and focus required to bring about any change in practice. This observation – feedback process needs to be repeated a number of times so that what was discussed in the first observation is addressed in follow-up observations. In this way progress can be documented against goals and professional learning is attuned to the needs of the individual.



The What and Why of Observation

The Classroom Practice Continuum

Classroom Observation Procedures

Developing Observation Protocols

Lessons Learned

Be informed about how the Continuum can support your observation system

The resource guide provides detailed information as to how the Continuum should be used to support classroom observation and teacher development. It is also clear about how the Continuum should not be used. Given one of the most challenging aspects of classroom observation is to provide informed feedback to staff on the learning they can undertake to improve their practice, the Continuum provides the platform for situating current practice and informing conversations about improvement.

Let's reflect on your context

Reflecting on lessons learned about implementing classroom observations:

Do you understand your current context?

Have you been purposeful in your choice of an observational system?

Have you been proactive in developing an understanding of the observational tool?

Have you been clear about how the observational data will be used?

Are you committed to the agreed observation protocols?

Are you clear about the time commitment?

Are you aware of observer affects?

Are you deliberate in your documentation?

Are you clear about the role of feedback?

Do you have an understanding of the Continuum and how it should be used?





The What and Why of Observation

The Classroom Practice Continuum

Classroom Observation Procedures

Developing Observation Protocols

Lessons Learned

AITSL Resources

The following resources are provided as additional tools to reflect on professional learning and performance and development processes within your school.

Professional Learning

- Discussion Deck - <http://www.toolkit.aitsl.edu.au/category/professional-learning/resource/83>
- Charter Stimulus Cards - <http://www.toolkit.aitsl.edu.au/category/professional-learning/resource/59>
- PL Animation - <http://www.toolkit.aitsl.edu.au/category/professional-learning/resource/15>

Performance and Development Processes

- Conversation Wheel - <http://www.toolkit.aitsl.edu.au/category/performance-development/resource/64>
- Framework Activity Cards - <http://www.toolkit.aitsl.edu.au/category/performance-development/resource/61>
- Getting Started Survey http://www.newsroom.aitsl.edu.au/sites/www.newsroom.aitsl.edu.au/files/field/pdf/23_getting_started_survey_-_final_20140130.xls
- Tips for collecting and documenting formal and informal feedback http://www.newsroom.aitsl.edu.au/sites/www.newsroom.aitsl.edu.au/files/field/pdf/7_1_tips_for_collecting_and_documenting_feedback_final_20140130.docx
- How can I initiate ongoing formal and informal feedback http://www.newsroom.aitsl.edu.au/sites/www.newsroom.aitsl.edu.au/files/field/pdf/7_how_can_i_initiate_ongoing_formal_and_informal_feedback_final_20140130.pdf



The What and Why of Observation

The Classroom Practice Continuum

Classroom Observation Procedures

Developing Observation Protocols

Lessons Learned

- How can I support effective peer feedback in my school http://www.newsroom.aitsl.edu.au/sites/www.newsroom.aitsl.edu.au/files/field/pdf/9._how_can_i_support_effective_peer-feedback_in_my_school_final_20140130.pdf
- How can I ensure I get the most out of my goal setting http://www.newsroom.aitsl.edu.au/sites/www.newsroom.aitsl.edu.au/files/field/pdf/5_how_can_i_ensure_i_get_the_most_out_of_my_goal_setting_final_20140130.pdf
- P & D Case Studies <http://www.toolkit.aitsl.edu.au/category/performance-development/resource/62>
- Framework Animation <http://www.toolkit.aitsl.edu.au/category/performance-development/resource/74>
- Framework Overview video <http://www.toolkit.aitsl.edu.au/category/performance-development/resource/24>

The Role of Leadership

- The Essential Guide Series - <http://www.aitsl.edu.au/professional-learning/resources.html#Essential>

Classroom Observation Procedures

- How do I engage in classroom observation http://www.newsroom.aitsl.edu.au/sites/www.newsroom.aitsl.edu.au/files/field/pdf/11_how_do_i_engage_in_classroom_observation_final_20140130.pdf

Instructional Coaching

- Coaching <http://www.newsroom.aitsl.edu.au/performance-development/coaching>



The What and Why of Observation

The Classroom Practice Continuum

Classroom Observation Procedures

Developing Observation Protocols

Lessons Learned

The Way Forward

When Australian Education Ministers signed the [Melbourne Declaration on Educational Goals for Young Australians](#) in 2008, they signalled a commitment to work with all school sectors and the broader community to improve educational outcomes for all young Australians. The Declaration recognised the centrality and importance of teachers and school leaders in achieving these goals.

Excellent teachers have the capacity to transform the lives of students and to inspire and nurture their development as learners, individuals and citizens. They provide an additional source of encouragement, advice and support for students outside the home, shaping teaching around the ways different students learn and nurturing the unique talents of every student.²¹

AITSL is committed to supporting teachers and school leaders to grow their expertise to support this vision for all young Australians. The Classroom Practice Continuum is a resource that should provide impetus for conversations in schools that include a focus on how teachers improve and develop their expertise over time and the type of environments that promote and sustain their learning and growth. As Dr John Bransford eloquently states:

As learners we are always on the edge of our own expertise.²²

The Teacher Toolkit provides one central location for all AITSL online resources to support quality teaching.

Go to: <http://www.toolkit.aitsl.edu.au/>

5 References





Notes

References

The Expert Teacher Group

NOTES

1. Shulman, L 2004, *The wisdom of practice: essays on teaching, learning, and learning to teach*, The Carnegie Foundation for the Advancement of Teaching, Jossey-Bass, San Francisco, CA, p. 517.
2. Council of Chief State School Officers, Interstate Teacher Assessment and Support Consortium 2013, *InTASC model core teaching standards and learning progressions for teachers 1.0: a resource for ongoing teacher development*, Washington DC, p. 11.
3. Australian Institute for Teaching and School Leadership (AITSL) 2011, *Australian professional standards for teachers*, Melbourne, p. 1.
4. Masters, G 1998, *Standards and assessment for students and teachers: a developmental paradigm*, Seminar Series, IARTV, Melbourne, p. 3.
5. Shulman, L 2004, *The wisdom of practice: essays on teaching, learning, and learning to teach*, The Carnegie Foundation for the Advancement of Teaching, Jossey-Bass, San Francisco, CA, p. 516.
6. Griffin P 2008, *Developmental frameworks: writing quality criteria for rubrics*, University of Melbourne, Assessment Research Centre, Melbourne, p. 19, unpublished paper.
7. Griffin P 2008, *Developmental frameworks: writing quality criteria for rubrics*, University of Melbourne, Assessment Research Centre, Melbourne, p. 19, unpublished paper.
8. Griffin P 2008, *Developmental frameworks: writing quality criteria for rubrics*, University of Melbourne, Assessment Research Centre, Melbourne, p. 19, unpublished paper.
9. Hattie, J & Yates, G 2013, *Visible learning and the science of how we learn*, Routledge, New York, p. 100.
10. Hattie, J & Yates, G 2013, *Visible learning and the science of how we learn*, Routledge, New York, p. 100.
11. Griffin, P 2008, *Developmental frameworks: writing quality criteria for rubrics*, University of Melbourne, Assessment Research Centre, Melbourne, p. 2, unpublished paper.



Notes

References

The Expert Teacher Group

12. Shulman, L 2004, *The wisdom of practice: essays on teaching, learning, and learning to teach*, The Carnegie Foundation for the Advancement of Teaching, Jossey-Bass, San Francisco, CA, p. 516.
13. Griffin, P 2010, *Developing and validating frameworks for teacher expertise and effectiveness: a discussion paper*, University of Melbourne, Assessment Research Centre, p. 34, unpublished.
14. Griffin, P 2010, *Developing and validating frameworks for teacher expertise and effectiveness: a discussion paper*, University of Melbourne, Assessment Research Centre, p. 34, unpublished.
15. Shulman, L 2004, *The wisdom of practice: essays on teaching, learning, and learning to teach*, The Carnegie Foundation for the Advancement of Teaching, Jossey-Bass, San Francisco, CA, p. 519.
16. Wragg, EC 2012, *An introduction to classroom observation*, Routledge Education Classic Edition Series, Routledge, New York, p. 2.
17. Fink, S & Markholt, A 2011, *Leading for instructional improvement*, Jossey-Bass, San Francisco, CA, p. xxii.
18. Teitel, L 2013, *School-based instructional rounds*, Harvard Education Press, Cambridge, MA, p. 195.
19. Richards, J 2005, *Professional development for language teachers: strategies for teacher learning*, Cambridge Language Education, Cambridge University Press, London, p. 86.
20. Ericsson, KA, Prietula, MJ & Cokely, ET 2007, 'The making of an expert', *Harvard Business Review*, July-August, p. 3.
21. Ministerial Council on Education, Employment, Training and Youth Affairs (MCEETYA) 2008, *Melbourne declaration on educational goals for young Australians*, p. 12.
22. Bransford, J 2011, cited in S Fink & A Markholt, *Leading for instructional improvement*, Jossey-Bass, San Francisco, CA, p. 1.
23. Shulman, L 2004, *The wisdom of practice: essays on teaching, learning, and learning to teach*, The Carnegie Foundation for the Advancement of Teaching, Jossey-Bass, San Francisco, CA, p. 516.



REFERENCES

Ambrose, SA, Bridges, MW, Lovett, MC, DiPietro, M & Norman, MK 2010, *How learning works*, Jossey-Bass, San Francisco, CA.

Anderson, LW & Krathwohl, DR (eds) 2001, *A taxonomy for learning, teaching, and assessing: a revision of Bloom's taxonomy of educational objectives*, Longman, New York.

Australian Institute for Teaching and School Leadership (AITSL) 2011, *Australian charter for the professional learning of teachers and school leaders*, Melbourne.

Australian Institute for Teaching and School Leadership (AITSL) 2011, *Australian professional standard for principals*, Melbourne.

Australian Institute for Teaching and School Leadership (AITSL) 2011, *Australian professional standards for teachers*, Melbourne.

Australian Institute for Teaching and School Leadership (AITSL) 2012, *Australian teacher performance and development framework*, Melbourne.

Baird, JR & Mitchell, IJ (eds) 1986, *Improving the quality of teaching and learning: an Australian case study – the PEEL project*, Monash University, Melbourne.

Biological Sciences Curriculum Study 2006, *The biological sciences curriculum study 5E Instructional Model: origins and effectiveness*, Office of Science Education, National Institute of Health, Colorado Springs, CO.

Black, P, Harrison, C, Lee, C, Marshall, B & William, D 2003, *Assessment for learning: putting it into practice*, Oxford University Press, UK.

Bloom, S (ed) 1956, *Taxonomy of educational objectives: the classification of educational goals*, Susan Fauer Company, New York.

Blythe, T 1998, *The teaching for understanding guide*, Jossey-Bass, San Francisco, CA.

Bolstad, R, Gilbertwith, J, McDowall, S, Bull, A, Boyd, S & Hipkins, R 2012, *Supporting future-oriented learning & teaching – a New Zealand perspective*, Report to the Ministry of Education, New Zealand Council for Educational Research, Wellington.



Notes

References

The Expert Teacher Group

Bransford, JD, Brown, AL & Cocking, RR (eds) 2000, *How people learn: brain, mind, experience and school*, Committee on Developments in the Science of Learning and Committee on Learning Research and Educational Practice, Commission on Behavioural and Social Sciences and Education, National Research Council, National Academy Press, Washington.

Bruner, J 1990, *Acts of meaning*, Harvard University Press, Cambridge, MA.

Casey, K 2006, *Literacy coaching: the essentials*, Heinemann, Portsmouth, NH.

Chapin, SH, O'Connor, C & Anderson, NC 2003, *Classroom discussions*, Maths Solutions Publications, Sausalito, CA.

City, E, Elmore, R, Fiarman, S & Teitel, L 2009, *Instructional rounds in education*, Harvard Education Press, Cambridge, MA.

Cohen, DK, Raudenbush, SW & Ball, D 2001, 'Resources, instruction and research', in F. Mosteller & R. Boruch (eds), *Evidence matters: randomized trials in education research*, Brookings Institution Press, Washington DC.

Council of Chief State School Officers, Interstate Teacher Assessment and Support Consortium 2013, *InTASC model core teaching standards and learning progressions for teachers 1.0: a resource for ongoing teacher development*, Washington DC.

Dang, TKI & Marginson, S 2010, 'Vygotskian socio-cultural theory and globalization: implications for educational research', *AARE proceedings*, pp. 1-33.

Danielson, C 2013, *The framework for teaching evaluation instrument*, Danielson Group, Princeton.

Darling-Hammond, L & Baratz-Snowden, J (eds) 2005, *A good teacher in every classroom: preparing the highly qualified teachers our children deserve*, National Academy of Education, Jossey-Bass, San Francisco, CA.

Darling Hammond, L & Bransford, J 2005, *Preparing teachers for a changing world*, Jossey-Bass, San Francisco, CA.

Department of Education and Child Development 2009, *TfEL*, DECD, SA, viewed 25 July 2013, http://www.decd.sa.gov.au/teachingandlearning/files/links/SA_TfEL_Framework_Detaile.pdf.



Notes

References

The Expert Teacher Group

Department of Education and Communities 2003, *Quality Teaching*, DECS, NSW, viewed 25 July 2013, <https://www.det.nsw.edu.au/proflearn/areas/qt/>.

Department of Education and Early Childhood Development 2006, *Victorian principles of learning and teaching*, Vic.

Department of Education and Early Childhood Development 2009, *The e5 Instructional Model*, Vic.

Department of Education and Early Childhood Development 2009, *Victorian Early Years Learning and Development Framework*, Vic.

Department of Education Queensland, *Productive Pedagogies* 2002, Qld, viewed 25 July 2013, <http://education.qld.gov.au/staff/learning/diversity/teaching/teaching.html>.

Dewey, J 1997, *Experience and education*, Touchstone, New York.

Dewey, J 2007, *Democracy and education*, NuVision Publications, LLC.

Dreyfus, HL & Dreyfus, SE 1986, *Mind over machine: the power of human intuition and expertise in the era of the computer*, Blackwell, Oxford.

Dreyfus, HL & Dreyfus, SE 2004, *From Socrates to expert systems: the limits and dangers of calculative rationality*, Regents of the University of California.

Dweck, C 2006, *Mindset: the new psychology of success*, Random House, Ballantine Books, New York.

Elmore, RF 2004, *School reform from the inside out*, Harvard Education Press, Cambridge, MA.

Engelmann, S 1980, *Direct instruction*, Educational Technology, Englewood Cliffs, NJ.

Eraut, M 1994, *Developing professional knowledge and competence*, Falmer Press, London.

Ericsson, KA, Charness, N, Feltovich, PJ & Hoffman, RR 2006, *Cambridge handbook of expertise and expert performance*, Cambridge University Press, New York.

Ericsson, KA, Prietula, MJ & Cokely, ET 2007, 'The making of an expert', *Harvard Business Review*, July-August, p. 3.

Fink, S & Markholt, A 2011, *Leading for instructional improvement*, Jossey-Bass, San Francisco, CA.

Gagné, RM 1977, *The conditions of learning*, 3rd edn, Holt, Rinehart & Winston, New York.



Notes

References

The Expert Teacher Group

Gagné, RM 1985, *The conditions of learning and theory of instruction*, 4th edn, Wadsworth & Thompson Learning, Belmont, CA.

Gagné, RM, Wager, WW, Golas KC & Keller, JM 2005, *Principles of instruction design*, 5th edn, Wadsworth & Thompson Learning, Belmont, CA.

General Teaching Council of England 2010, *Professionalism and pedagogy: a contemporary opportunity; a commentary by the Teaching and Learning Research Program and the General Teaching Council for England*, TLRP, Institute of Education, University of London, London.

Glaser, R 1963, 'Instructional technology and the measurement of learning outcomes', *American Psychologist*, no. 18, pp. 510-22.

Glaser, R 1981, 'The future of testing: A research agenda for cognitive psychology and psychometrics', *American Psychologist*, no. 36, pp. 923-36.

Good, TL & Brophy, JE 1997, *Looking in classrooms*, 7th edn, Addison-Wesley Educational Publishers, USA.

Griffin, P 1998, *Profiles and reporting in a developmental assessment framework*, Seminar Series, no. 75, August, IARTV, Melbourne. Reprinted in V Zbar & T Mackay (eds) 2003, *Leading the Education Debate*, IARTV, Jolimont.

Griffin, P 2001, 'Performance assessment of higher order thinking', Conference paper presented at the *Annual Conference of the American Education Research Association*, Seattle.

Griffin, P 2001, 'Using indicators of quality to infer competence', Presentation to the National ACACA Conference, *Bridging assessment and curriculum issues together*, Sydney, 25-27 July 2001.

Griffin, P 2002, *The INISSS Project: hypothetico-deductive thinking*, University of Melbourne, Assessment Research Centre, Melbourne.

Griffin, P 2007, *Evidence based teaching and curriculum shifts*, A supplement to the Three Theories Paper, unpublished.

Griffin, P 2007, 'The comfort of competence and the uncertainty of assessment', *Studies in Educational Evaluation*, vol. 33, no. 1, pp. 87-99.



Notes

References

The Expert Teacher Group

Griffin, P 2008, *Developmental frameworks: writing quality criteria for rubrics*, University of Melbourne, Assessment Research Centre, unpublished.

Griffin, P 2010, *Developing and validating frameworks for teacher expertise and effectiveness: a discussion paper*, University of Melbourne, Assessment Research Centre, unpublished.

Harvey, P 2006, *Improving teaching observation practice in the learning and skills sector: a literature review*, City College Norwich, Norwich, UK.

Hattie, J 2003, *Teachers make a difference: what is the research evidence?*, University of Auckland, ACER, Auckland.

Hattie, J & Timperley, H 2007, 'The power of feedback', *Review of Educational Research*, vol. 77, no. 1, pp. 81-112.

Hattie, J & Yates, G 2013, *Visible learning and the science of how we learn*, Routledge, New York.

Hunter, M 1982, *Mastery teaching*, TIP Publications, El Segundo, CA.

Joyce, B, Weil, M & Calhoun, E 2009, *Models of teaching*, 8th edn, Pearson, Boston, MA.

Kolb, DA 1984, *Experiential learning: experience as the source of learning and development*, Prentice Hall, Englewood Cliffs, NJ.

Krathwohl, DR 2002, 'A revision of bloom's taxonomy: an overview'. *Theory into Practice*, vol. 41, no. 4, pp. 212-8.

Magliaro, SG, Lockee, BB & Burton, JK 2005, 'Direct instruction revisited: a key model for instructional technology', *Educational Technology Research and Development*, vol. 53, no.4, pp. 41-55.

Marzano, RJ 2007, *The art and science of teaching: a comprehensive framework for effective instruction*, ASCD, USA.

Masters, G 1998, *Standards and assessment for students and teachers: a developmental paradigm*, Seminar Series, IARTV, Melbourne.

Matsumura, LC 2002, 'Taking a close look at the quality of teachers' assignments and student work', *SERVE's Vision Magazine*, vol. 1, no. 2, pp. 26-9.

Measures of Effective Teaching (MET) Project 2010, *Classroom observations and the MET project*, Bill and Melinda Gates Foundation, USA.



Notes

References

The Expert Teacher Group

Measures of Effective Teaching (MET) Project 2012, *Asking students about teaching*, Bill and Melinda Gates Foundation, USA.

Measures of Effective Teaching (MET) Project 2012, *Ensuring accurate feedback from observations*, Bill and Melinda Gates Foundation, USA.

Measures of Effective Teaching (MET) Project 2012, *Gathering feedback for teaching*, Bill and Melinda Gates Foundation, USA.

Measures of Effective Teaching (MET) Project 2013, *Ensuring fair and reliable measures of effective teaching*, Bill and Melinda Gates Foundation, USA.

Measures of Effective Teaching (MET) Project 2013, *Feedback for better teaching*, Bill and Melinda Gates Foundation, USA.

Measures of Effective Teaching (MET) Project 2013, *Foundations of observation*, Bill and Melinda Gates Foundation, USA.

Measures of Effective Teaching (MET) Project 2013, *Have we identified effective teachers?*, Bill and Melinda Gates Foundation, USA.

Measures of Effective Teaching (MET) Project 2013, *The reliability of classroom observations by school personnel*, Bill and Melinda Gates Foundation, USA.

Measures of Effective Teaching (MET) Project 2013, *What it looks like: master coding videos for observer training and assessment*, Bill and Melinda Gates Foundation, USA.

Ministerial Council on Education, Employment, Training and Youth Affairs 2008, *Melbourne declaration on educational goals for young Australians*, MCEETYA, Melbourne.

Newmann, FM & Wehlage, GG 1993, 'Five standards of authentic instruction', *Educational Leadership*, vol. 50, no. 7, pp. 8-12.

Pelligrino, JW & Hilton L (eds) 2012, *Education for life and work: developing transferable skills in the 21st century*, National Research Council of the National Academies, National Academic Press, Washington DC.

Phillips, DC 1995, 'The good, the bad, and the ugly: the many faces of constructivism', *Educational Researcher*, vol. 24, no. 7, pp. 5-12.

Rasch, G 1980, *Probabilistic models for some intelligence and attainment tests: expanded edition*, University of Chicago Press, Chicago.



Notes

References

The Expert Teacher Group

Richards, J 2005, *Professional development for language teachers: strategies for teacher learning*, Cambridge Language Education, Cambridge University Press, London.

Rosenshine, B 1979, 'Content, time, and direct instruction', in P. Peterson & H. Walberg (eds), *Research on teaching: Concepts, findings, and implications*, McCutchan, Berkeley, CA.

Rowe, A, Solomonides, I & Handal, B 2010, *How to collaborate with peer observation*, Faculty of Business and Economics, Macquarie University, NSW.

Saskatchewan Education 1991, *Defining the instructional framework, instructional approaches: a framework for professional practice*, Canada, viewed 20 July 2013, <http://www.sasked.gov.sk.ca>.

Schunk, DH 2008, *Learning theories: an educational perspective*, 5th edn, Pearson, Merrill Prentice Hall, Upper Saddle River, NJ.

Sherin, MG, Linsenmeier, KA & van Es, EA 2009, 'Selecting video clips to promote mathematics teachers' discussion of student thinking', *Journal of Teacher Education*, vol. 60, no. 213, pp. 213-30.

Shulman, LS 2004, *Teaching as community property: essays on higher education*, The Carnegie Foundation for the Advancement of Teaching, Jossey-Bass, San Francisco, CA.

Shulman, LS 2004, *The wisdom of practice: essays on teaching, learning, and learning to teach*, The Carnegie Foundation for the Advancement of Teaching, Jossey-Bass, San Francisco, CA.

Slavin, R 1995, *Cooperative learning: theory, research and practice*, 2nd edn, Pearson, NY.

Smith, TW, Baker, WK, Hattie, JA & Bond, L 2008, 'A validity study of the certification system of the National Board for Professional Teaching Standards', in L. Ingvarson & JA Hattie (eds), *Assessing teachers for professional certification: the first decade of the National Board for Professional Teaching Standards*, Advances in program evaluation series no.11, pp.345-80, Elsevier, Oxford.

Smith, TW, Gordon, B, Colby, SA & Wang, J 2005, *An examination of the relationship between depth of student learning and National Board certification status*, Office for Research on Teaching, Appalachian State University, NC.



Notes

References

The Expert Teacher Group

Spiller, D 2011, *Peer observation*, University of Waikato, New Zealand.

Stuhlman, MW, Hamre, BK, Downer, JT & Pianta, RC 2007, *A practitioner's guide to conducting classroom observations: what the research tells us about choosing and using observational systems*, University of Virginia, VA.

Teitel, L 2013, *School-based instructional rounds*, Harvard Education Press, Cambridge, MA.

Tishman, S, Perkins, DN & Jay, E 1995, *The thinking classroom: learning and teaching in a culture of thinking*, Allyn and Bacon, Boston, MA.

Tomlinson, CA 2001, *How to differentiate instruction in mixed ability classrooms*, 2nd edn, ASCD, Alexandria, VA.

Tomlinson, CA, Kaplan, SN, Renzulli, JS, Purcell, J, Leppien, J & Burns D 2002, *The parallel curriculum*, Corwin Press, Thousand Oaks, CA.

Vygotsky, L 1978, *Mind in society: the development of higher psychological processes*, Harvard University Press, Cambridge, MA.

Vygotsky, L 1986, *Thought and language*, revised edition edited by Alex Kozulin, MIT Press, Cambridge, MA.

Wragg, EC 2012, *An introduction to classroom observation*, Routledge Education Classic Edition Series, Routledge, New York.



Notes

References

The Expert Teacher Group

THE EXPERT TEACHER GROUP

The development of the Continuum was realised through the collaborative efforts of members of the teaching profession who comprised the Expert Teacher Group. AITSL acknowledges their willingness to share their expertise and time to co-construct a resource that will support teachers, school leaders and schools to improve their professional practice for the benefit of all students throughout Australia.





Notes

References

The Expert Teacher Group

Name	Jurisdiction	Current Role
Elizabeth Andrade	Northern Territory	Highly Accomplished and Lead Teacher, Policy Officer
Sharon Cramp-Oliver	Northern Territory	Reading Teacher, Project Support Teacher, Primary
Kerri Holzwart	Queensland	Teacher and Head of Mentoring, Teacher Education Centre of Excellence/ Primary Teacher
Angela Brown	Queensland	Head of Department, Art Secondary
Fern Hyde	ACT	English as an additional language/ dialect teacher: Primary/ Clinical Teaching Specialist HA Certified Teacher 2012
Jane Waddleton	ACT	Teacher and VET Coordinator, Co Ed/ Secondary
Anne Scott	New South Wales	Head Teacher Secondary English, HA/Lead Certified Teacher 2013



Notes

References

The Expert Teacher Group

Name	Jurisdiction	Current Role
Sharon Gordon	New South Wales	Primary Teacher HA Certified Teacher
Angela Pope	Victoria	Primary Teacher
Amanda Clarke	Victoria	Leading Teacher, Maths/Science, Director of Curriculum/ Secondary
Clinton Chiumello	Victoria	Leading Teacher, Director of Learning, Humanities/Secondary
Tamra Harvey-Mardle	South Australia	AST2 Primary Teacher
Caroline Woud	South Australia	Coordinator, Society and the Environment & Middle School/ Secondary Teacher
Michelle Daly	Western Australia	English and Literacy Consultant (years 7–12)
Nicola Davidson	Western Australia	Teacher Quality Consultant
Tom Burford	Tasmania	Secondary Teacher
Shane Cleaver	Tasmania	Secondary Teacher
Hanna Kenworthy	Tasmania	Head of English, Secondary

6 The Continuum

Individual talent once developed must be shared. A working community of learners is not only constituted of diversely capable members, but its members engage in the kinds of dialogue, peer instruction, conversations and collaborative work that permit knowledge to be transmitted and shared among the group members. ²³



[Patrick Griffin \(3\)](#)



Australian Professional Standards For Teachers

Professional Practice Domain:
Classroom Practice Continuum

Level 1

Level 2

Level 3

Level 4

Level 5

Level 6

LEVEL 1

The teacher outlines the purpose of learning the content, based on the relevant curriculum standards. They organise the learning space and resources, including ICT, to engage students in the learning activities.

The teacher assesses students' prior knowledge by asking them to recall what they know about the content. They endeavour to connect learning to students' personal contexts by identifying links to their interests, experiences and background. The teacher makes links between the content of the learning activities and the content of previous and future learning experiences. They present content in the same way to all students, selecting general activities that engage the class as a whole.

The teacher presents an outline of the lesson and the work to be done in the allocated time. They give students procedural directions needed to complete the tasks. The teacher creates opportunities for students to practise skills and processes. They use a variety of questions to encourage students

to discuss content, posing questions to the whole class and responding to individual students' answers. The teacher introduces the literacy and numeracy skills of the content area, together with relevant academic vocabulary.

The teacher explains the criteria that will be used to assess student work. They prompt students' responses in order to assess their progress throughout the lesson, and they provide opportunities for students to comment on their own work.

The teacher is polite in all interactions with students. Their response to student behaviour is sensitive towards, and respectful of, each student. The teacher states their expectations for students working individually and cooperatively in groups. They promote and reinforce the importance of effort and hard work in the learning process. The teacher refers to established rules to manage behaviour, and identifies key safety needs in the learning environment. When students are using information and communications technology, the teacher refers to the school's ICT protocols.



Australian Professional Standards For Teachers

Professional Practice Domain:
Classroom Practice Continuum

Level 1

Level 2

Level 3

Level 4

Level 5

Level 6

LEVEL 2

The teacher explains the lesson structure, including timeframes for learning activities. They have all tasks, materials and resources ready and accessible for students.

The teacher uses stimuli to elicit prior knowledge and to clarify students' current understanding. Throughout the lesson they monitor students' understanding and skill development against established learning goals and assessment criteria, adapting strategies when necessary for individual students or the whole class. The teacher supports students to develop their literacy and numeracy skills. They model the use of English language conventions and the language of the discipline. The teacher uses a variety of questioning strategies, which are designed to elicit factual knowledge and comprehension and are inclusive of all students.

The teacher develops students' metacognitive skills by modelling the language of thinking, and providing tools and strategies to assist them to be aware of, and monitor, their own learning. They facilitate students' self-assessment by giving them tools to assess, and reflect on, their own work.

The teacher uses a variety of strategies to manage and respond to student behaviour. Communication is direct, repeated, specific and positive. They model respectful interactions with students, using verbal and non-verbal behaviours, including expressing interest in students' thoughts and opinions.

The teacher implements safe practices by modelling and maintaining safety protocols in the learning environment.



Australian Professional Standards For Teachers

Professional Practice Domain:
Classroom Practice Continuum

Level 1

Level 2

Level 3

Level 4

Level 5

Level 6

LEVEL 3

The teacher discusses connections between learning goals, learning activities and assessment requirements. They articulate the learning expectations for all students, drawing on their interests, experiences and backgrounds in order to make connections with learning activities.

The teacher explains what high-quality work looks like and illustrates this by stating the success criteria, both verbal and non-verbal. They align assessment strategies to learning goals and they adapt learning tasks to student readiness. The teacher gives students standards-referenced rubrics to demonstrate how their learning will be assessed.

The teacher provides information through multiple modalities and carefully selects a range of resources that are relevant to the goals and content of the lesson. They adjust pacing during instruction and interaction to enable all students to understand content and participate in the lesson. To reinforce and consolidate relevant skills, the teacher varies the types of practice students engage in during the lesson. The teacher designs individual and/or group activities to suit particular purposes, thus providing student choice. The teacher explains this rationale to students. They support students to set goals for

individual and group behaviour and participation, and to monitor and self-assess their achievement of these goals. The teacher monitors students for cues and notices when students need extra assistance or extension.

The teacher demonstrates different ways of expressing discipline-specific numerical information, explaining the purpose of each. They teach relevant academic language, including grammatical and language features, to ensure understanding by students of all language levels and abilities. The teacher uses specific strategies to help individual students understand, and accurately use, symbolic representations.

The teacher supports students to think critically by independently developing questions, posing problems and reflecting on multiple perspectives. They model strategies for dialogue and paraphrasing and encourage students to articulate what they hear. The teacher asks clarifying questions in order to enable student talk to predominate over teacher talk. They teach and model listening, sharing and communication skills, with the aim of developing respectful interaction.

The teacher reinforces positive and responsible learning behaviours. They monitor the students' use of ICT and respond to individual students' adherence to ICT protocols.



Australian Professional Standards For Teachers

Professional Practice Domain: Classroom Practice Continuum

Level 1

Level 2

Level 3

Level 4

Level 5

Level 6

LEVEL 4

The teacher articulates learning goals that are communicated clearly, referred to frequently and used by students to monitor and advance their own learning. They clarify students' misconceptions, in order to refine individual learning goals. The teacher designs activities that incorporate cross-curricular applications and real-world connections. They set out the expectations for learning and they model expected behaviours. The teacher organises the learning environment and resources to support individual learning needs.

The teacher provides detailed instructions and examples of what students would need to do, or include in their work, to produce a high-quality product. They present concepts of the discipline in multiple ways to all students and identify diverse perspectives when presenting content.

To maximise each student's progress, the teacher uses multiple entry points, which provide opportunities for all students to engage in the learning activity. They design tasks that support the development of academic vocabulary through oral and written construction. The teacher focuses practice on

specific skills and processes, including literacy and numeracy, in response to individual needs. They use conversation topics that generate thinking and they encourage students to justify and provide reasons for their responses to questions. The teacher helps students build on each other's understanding by teaching the skills of reflective listening, paraphrasing and questioning.

The teacher prompts, listens actively, monitors and adjusts instruction and assessment tasks based on feedback from students. They use a variety of formative assessment activities to help students assess their own progress. Students develop rubrics according to the teacher's specified learning goals. The teacher creates opportunities for students to monitor and adjust their own thinking, and reflect on and evaluate their own learning.

The teacher negotiates learning routines and protocols with students. They provide time cues to facilitate transitions. The teacher supports students to hold each other to account for their contribution to the group's outcomes. They draw on a range of strategies to redirect behaviour without any consequent loss of learning time.



Australian Professional Standards For Teachers

Professional Practice Domain: Classroom Practice Continuum

Level 1

Level 2

Level 3

Level 4

Level 5

Level 6

LEVEL 5

The teacher uses a range of strategies to determine students' prior knowledge. They use this evidence to design challenging learning goals. The teacher shares responsibility with students for reinforcing agreed learning expectations and refers to agreed routines and protocols throughout the lesson.

The teacher supports students to use different representations to develop their understanding of particular concepts and ideas. They help students make sense of connections within and between curriculum areas. The teacher provides scaffolds on which students can build their own capacity to appreciate diverse perspectives, and supports them to make personal connections with what they have learnt. When articulating assessment requirements, the teacher uses examples of student work to demonstrate the expected standards.

The teacher's pacing of the lesson gives students enough time to intellectually engage with the concepts, reflect upon their own learning and consolidate their understanding. Responsibility for designing group arrangements that are appropriate to particular learning goals and purposes is negotiated between the teacher and the students. The teacher demonstrates and encourages respect for all students' ideas and ways of thinking. They ask students to support their contributions with evidence, pressing them for accuracy and for reasoning appropriate to the discipline. The teacher organises opportunities for students to articulate what they have learnt and to say which learning strategies are most effective for them. They give students time to grapple independently with the demanding aspects of open-ended tasks. Students respond to questions, formulate their own questions and share ideas with the class.

The teacher gives students responsibility for implementing and monitoring ICT protocols. They connect classroom safety principles to the world beyond the classroom.



Australian Professional Standards For Teachers

Professional Practice Domain: Classroom Practice Continuum

Level 1

Level 2

Level 3

Level 4

Level 5

Level 6

LEVEL 6

The teacher supports students to use evidence, including prior learning experiences, in personalising and revising their learning goals and aligning them with the curriculum standards. They spontaneously adjust their instructions during the lesson to increase learning opportunities and improve students' understanding. The teacher designs challenging tasks that require students to generate knowledge and elaborate upon information. They explain the taxonomy used to structure the learning activity and to inform the assessment criteria, so that students understand the intellectual demands of the task.

Transitions are student managed and efficient, maximising learning time. The teacher makes students responsible for establishing deliberate practice routines. They provide students with a choice of learning activities that apply discipline-specific knowledge and skills including literacy and numeracy skills. The teacher facilitates processes for the students to select activities based on the agreed learning goals.

The teacher supports the students to generate their own questions that lead to further inquiry. The teacher uses cues to differentiate between their responses to individual students throughout the learning time.

The teacher provides students with the opportunity to reflect critically on the strategies they have used to complete the learning task. They negotiate assessment strategies with students, ensuring these are aligned with learning goals. The teacher supports students to assess their own use of academic language and measure their own progress in this area. Class dialogue is distributed, so that teacher and students both take an active role. This includes the teacher facilitating students actively entering into intellectual dialogue with each other. They support students to critique one another's ideas, in order to increase the intellectual rigour of the conversation.

The teacher involves students in adapting the learning space to support everyone's learning.



© 2014 Education Services Australia as the legal entity for the Standing Council on School Education and Early Childhood (SCSEEC).

ISBN: 978-0-9874004-9-9.

Education Services Australia, as the legal entity for the Standing Council on School Education and Early Childhood (SCSEEC), owns copyright in this publication. This publication or any part of it may be used freely only for non-profit education purposes provided the source is clearly acknowledged. The publication may not be sold or used for any other commercial purpose.

Other than as permitted above or by the Copyright Act 1968 (Commonwealth), no part of this publication may be produced, stored, published, performed, communicated or adapted, regardless of the form or means (electronic, photocopying or otherwise), without the prior written permission of the copyright owner.

Address inquiries regarding copyright to SCSEEC Secretariat, PO Box 202, Carlton South, VIC 3053, Australia.